

Top partners searches and composite Higgs models

Oleksii Matsedonskyi,^a Giuliano Panico^b and Andrea Wulzer^c

^aDESY,

Notkestrasse 85, 22607 Hamburg, Germany

^bIFAE, Universitat Autònoma de Barcelona,

E-08193 Bellaterra, Barcelona, Spain

^cDipartimento di Fisica e Astronomia and INFN, Sezione di Padova,

Via Marzolo 8, I-35131 Padova, Italy

E-mail: oleksii.matsedonskyi@desy.de, gpanico@ifae.es,
andrea.wulzer@pd.infn.it

ABSTRACT: Colored fermionic partners of the top quark are well-known signatures of the Composite Higgs scenario and for this reason they have been and will be subject of an intensive experimental study at the LHC. Performing an assessment of the theoretical implications of this experimental effort is the goal of the present paper. We proceed by analyzing a set of simple benchmark models, characterized by simple two-dimensional parameter spaces where the results of the searches are conveniently visualized and their impact quantified. We only draw exclusion contours, in the hypothesis of no signal, but of course our formalism could equally well be used to report discoveries in a theoretically useful format.

KEYWORDS: Beyond Standard Model, Effective field theories, Technicolor and Composite Models

ARXIV EPRINT: [1512.04356](https://arxiv.org/abs/1512.04356)

Contents

1	Introduction	1
2	Minimal tuning: 14 + 1	5
2.1	Light fourplet	5
2.2	Light singlet	11
3	Double tuning: 5 + 5	13
3.1	Light fourplet	14
3.2	Light singlet	17
4	The two-site model	18
5	Conclusions	24
A	Derivation of the bounds	26

1 Introduction

After several years of thoughtful investigation, the generic idea of the Higgs boson being composite at the TeV scale, addressing the Naturalness Problem associated with its mass, converged to a rather specific framework, with rather specific assumptions, which we denote as “Composite Higgs” (CH) scenario. These assumptions, extensively reviewed in refs. [1, 2],¹ include the fact that the Higgs is a pseudo-Nambu-Goldstone boson (pNGB) [4–10] (possibly but not necessarily associated with the minimal symmetry breaking pattern $SO(5) \rightarrow SO(4)$ [11], which we will assume here) and the generation of fermion masses through the mechanism of partial compositeness [12].² It is this latter hypothesis that makes composite partners of the SM fermions appear in the theory, and in particular the top partners that are the subject of the present study. Actually, partial compositeness can be argued to be strictly needed in the top quark sector only, while alternative mechanisms based on bilinear fermion couplings to the composite sector (as opposite to the linear couplings in partial compositeness) can be considered for the generation of the light quarks and leptons masses [13, 14]. The analysis of the present paper is largely insensitive to the structure of light quarks and lepton couplings because in most scenarios these couplings are too weak to contribute to the top partner’s collider phenomenology. Notable exceptions are flavor-symmetric $U(3)^3$ models [15] and (to lesser extent) the constructions based

¹See ref. [3] and references therein for an overview of alternative constructions with a composite Higgs.

²It is unclear at the current stage whether or not and how easily these assumptions can be realized in a UV completion of the model in terms of elementary constituents.

on $U(2)^3$ flavor group [16, 17], which predict additional sizable signals to be investigated separately [18–23].

The existence of the top partners, i.e. colored fermionic resonances with TeV-sized mass coupled to top and bottom quarks, is an unavoidable universal prediction of partial compositeness in the top sector. The Electro-Weak (EW) quantum numbers of the top partners, their (single) production rate and their decay modes, thus in turn their experimental signatures, are instead model-dependent. Because of this, setting up a comprehensive top partner search program at the LHC and drawing its theoretical implications on the CH scenario results in a non-trivial task. Several aspects of this problem have been addressed and substantially solved in the literature. In particular, some of the most generic production and decay channels of the top partners were identified and studied already in refs. [24–27] and the analysis was completed and systematized in ref. [28].³ More exotic possibilities, also including the possible interplay with other resonances of the composite sector, have been considered in refs. [37–43]. As a result of this work, a number of final states and signal topologies have been identified where to search for top partners at the LHC.

The second aspect of the top partner phenomenology that has been largely addressed in the literature concerns the complete experimental exploration of the possible top partner signals and the presentation of the search results in a meaningful and useful way. When restricting to the QCD pair-production mode, a valid strategy is the one adopted by ATLAS and CMS in the 8 TeV analyses, which provide combined mass limits as a function of the top partners branching ratios in the allowed SM decay channels. Alternative strategies will have to be adopted to deal with single-production in the 13 TeV analyses. Several proposals have been made, ranging from the usage of explicit models [31] to the implementation of an automatic recasting tool [44, 45]. The strategy we proposed in ref. [46], which we will employ in the present paper, consists in reporting the result of each search in the appropriate mass-coupling plane of a phenomenological Lagrangian, suited for being easily interpreted in more complete explicit models.

The third aspect of the problem, on which we aim to make progresses here, is how to draw the theoretical implication on the CH scenario of all this (past and future) work. Namely we would like to quantify what current top partner exclusions are telling us on the CH idea and what would come from future exclusions or, more optimistically, from future discoveries. In view of the above-mentioned model-dependence, explicit benchmark models are needed for this purpose (and for this purpose only). Those benchmarks have to be judiciously chosen to be representative of a wide class of theoretical possibilities. The logic by which we perform this choice is explained below.

³Top partners have some similarities with the so-called “Vector-Like Quarks” (VLQ) [26, 29–31], but also radical differences. VLQ’s are described by renormalizable Lagrangians and couple to quarks through mass-mixings induced by Yukawa couplings. Top partners possess non-renormalizable interactions that are dictated by the pNGB nature of the Higgs and have important implications on their mass spectrum and on their couplings. The reduction of the charge-5/3 VLQ single production rate, which is instead considerable for the top partners, is one example of these differences which we will discuss in section 2.1. Also related, but different, are the “top partners” encountered in Little Higgs theories [32–35], whose origin, nature and properties are dictated by the additional Higgs mass protection mechanism [36] that is present in those theories.

Top partners are important in CH because they are connected with the generation of the Higgs potential and thus in turn with the physical Higgs boson mass and with the EW Symmetry Breaking (EWSB) scale $v \simeq 246$ GeV. This can be seen to imply that in basically all CH models (interesting exceptions are discussed in the Conclusions) the top partners have to be rather light for the Higgs being as light as observed ($m_H \simeq 125$ GeV) and the theory being “Natural”. Namely, the top partners mass is related with the level of fine-tuning Δ in the theory, which is the essential parameter to be kept under control in those models, like CH, whose *raison d’être* is addressing the Naturalness Problem. The relation reads $\Delta \geq (M_{\text{Partner}}/450 \text{ GeV})^2$. While this lower bound on Δ holds in general, the actual form of the mass/tuning connection and how it is influenced by the other parameters depends on how the partial compositeness hypothesis is implemented in the theory and the Higgs potential emerges [47, 48]. The two classes of models that we will consider, which we dub “minimal tuning” and “double tuning” scenarios using the terminology of ref. [48], correspond to the two known types of implementations.⁴

The structural differences between the two scenarios and the benchmark models they lead us to will be described in the following sections. Here we instead outline their common features and specify our definition of fine-tuning, which we obviously take to be the same in the two cases for a fair comparison. In both our scenarios, the Higgs potential takes the form [2]

$$V[H] = -\alpha f^2 \sin^2 \frac{|H|}{f} + \beta f^2 \sin^4 \frac{|H|}{f}, \quad (1.1)$$

where f is the Higgs decay constant, i.e. the order parameter for the breaking of $\text{SO}(5) \rightarrow \text{SO}(4)$, and α and β are model-dependent radiatively generated coefficients. In order to obtain the correct Higgs mass and EWSB scale, α and β need to assume the values

$$\alpha = \alpha_{\text{needed}} = \frac{m_H^2}{4(1-\xi)}, \quad \beta = \beta_{\text{needed}} = \frac{\alpha_{\text{needed}}}{2\xi}, \quad (1.2)$$

where $\xi = v^2/f^2$ is the famous CH parameter that controls all the departures from the SM. In particular, ξ controls the modifications of the Higgs boson couplings and it is bounded to $\xi \lesssim 0.1$ at 95% CL by Higgs coupling measurements [49].

The needed values of α and β in eq. (1.2) should be compared with the expected “Natural” size of these parameters: α_{expected} and β_{expected} . If they are much smaller, engineering them requires large cancellations of order

$$\Delta_\alpha = \frac{\alpha_{\text{expected}}}{\alpha_{\text{needed}}}, \quad \Delta_\beta = \frac{\beta_{\text{expected}}}{\beta_{\text{needed}}}. \quad (1.3)$$

The minimal and double tuning scenarios produce different estimates of the expected α and β and thus in turn different estimates for Δ_α and Δ_β . Actually, a universal formula that holds in the two cases can be written for α_{expected} and thus in turn for Δ_α . It is

$$\alpha_{\text{expected}} = \frac{3}{16\pi^2} \lambda_t^2 M_\Psi^2, \quad \Rightarrow \quad \Delta_\alpha \simeq \frac{3}{4\pi^2} \lambda_t^2 \frac{M_\Psi^2}{m_H^2} \simeq \lambda_t^2 \left(\frac{M_\Psi}{450 \text{ GeV}} \right)^2, \quad (1.4)$$

⁴In spite of the names, double tuning models are not generically more fine tuned than the minimal tuning ones, at least with the definition of fine-tuning given below. The name refers to the amount of tuning needed to adjust the EWSB scale.

where λ_t is a parameter that sets the strength of the top quark interaction with the composite sector and controls, among other things, the generation of the top mass. The size of λ_t is related with the top Yukawa, y_t , but the relation is different in the minimal and double tuning scenarios leading, as we will see, to different fine-tuning estimates in the two cases. In both cases, instead, M_Ψ is the typical top partners mass scale (not necessarily the mass of the lightest top partner resonance). It sets the energy scale of α , i.e. the one of the Higgs mass-term, because it corresponds to the scale where the Higgs potential is generated or, poorly speaking, the one at which the top loop quadratic divergence is canceled. Clearly, M_Ψ is bounded from below by the mass of the lightest top partner state. Furthermore, it turns out that λ_t cannot be smaller than the top Yukawa $y_t \simeq 1$ if we want to generate the correct top mass. Therefore $\lambda_t \geq y_t \simeq 1$ in all scenarios. These lower bounds produce the above-mentioned universal relation between the top partner mass and the minimal allowed level of tuning. The actual tuning, which we will estimate by applying eq. (1.4) with the value of λ_t which is appropriate in each model, can be larger and thus the mass/tuning connection can be stronger.

The second parameter in the potential, β , originates in a radically different way in the minimal and double tuning cases so that its expected size can no be cast in a universal formula. However this is not a problem because the cancellation of β , which is required in some regions of the parameter space, needs not to be taken into account in the definition of the total level of fine-tuning Δ . More precisely, it needs not to be taken into account if the tuning is defined, following the philosophy of ref. [50], as the maximal amount of cancellation taking place in the theory.⁵ This is because Δ_α is systematically larger than Δ_β , a fact that can be easily established by observing that α_{expected} is either larger than β_{expected} (in the double tuning case), or comparable (minimal tuning) [48]. Therefore, using eq. (1.2)

$$\Delta_\beta = \frac{\beta_{\text{expected}}}{\alpha_{\text{expected}}} \frac{\alpha_{\text{expected}}}{\beta_{\text{needed}}} = 2 \xi \frac{\beta_{\text{expected}}}{\alpha_{\text{expected}}} \Delta_\alpha < \Delta_\alpha. \tag{1.5}$$

The total tuning is provided by the largest cancellation, thus we set $\Delta = \Delta_\alpha$.

The rest of the paper is organized as follows. In section 2 and 3 the minimal and double tuning scenarios are discussed separately and the corresponding benchmark models are defined and analyzed. The impact of current top partners exclusions and the projections for the 13 TeV run are quantified for each benchmark. Combined with the tuning estimate from eq. (1.4), this allows us to estimate how much the Natural parameter space region of the CH scenario has been excluded by the 8 TeV run and how much of it will be tested by the forthcoming one. Limits are obtained by the procedure of ref. [46], whose implementation is described in some detail in appendix A. In the appendix we also present a reassessment of the current and future experimental situation in view of recent studies on top partners collider searches. Finally, we present our Conclusions on what the LHC could tell us about the CH idea and on new model-building directions it could push us towards.

⁵Alternative definitions might require, for instance, to multiply Δ_α with Δ_β .

2 Minimal tuning: 14 + 1

As a first class of models we consider the ones that represent the “minimal tuning” case. A set-up realizing this type of theories is obtained by assuming that the $SU(2)_L$ doublet $q_L = (t_L, b_L)$, following the partial compositeness assumption, is linearly mixed with composite operators transforming in the **14** representation of $SO(5)$. The right-handed t_R component, on the other hand, can be either mixed with composite operators that are singlets under $SO(5)$, or realized as a composite chiral singlet originating directly from the strongly-coupled dynamics. This set-up is usually denoted as the 14 + 1 scenario [28, 48]. The amount of tuning is minimized if the t_R field is a fully composite state or an elementary state with a large, nearly maximal coupling with the composite dynamics. In both cases the phenomenology of the model is quite similar, the only difference being a minor modification in the estimates for the coefficients in the effective Lagrangian. For definiteness in the following we will concentrate on the scenario with a fully composite t_R and we will only briefly comment on the differences that arise in the partially composite case.

From the decomposition of the **14** representation under $SO(4)$, namely

$$\mathbf{14} = \mathbf{9} \oplus \mathbf{4} \oplus \mathbf{1}, \tag{2.1}$$

we infer that the top partners in the 14 + 1 scenario must fill nineplet, fourplet or singlet representations of the unbroken $SO(4)$ subgroup. For our purposes it is convenient to consider only the lightest composite partners, which are the ones that most directly affect the collider phenomenology and are most easily accessible in direct searches. We will thus focus on simplified scenarios in which only one $SO(4)$ multiplet of fermionic partners is light, while the others are heavy enough so that their contributions can be safely neglected.⁶ The set-up with a light 9-plet has been thoroughly analyzed in ref. [38], where a bound $m_9 \geq 990$ GeV has been derived on the mass of the multiplet by using the 8 TeV LHC data. In the 14 TeV LHC run the bound is expected to reach $m_9 \gtrsim 1.9$ TeV for an integrated luminosity $\mathcal{L} \simeq 100$ fb⁻¹. In the following we will thus focus only on the scenarios characterized by a light 4-plet or a light singlet.

2.1 Light fourplet

The most general leading-order effective action for a light fourplet ψ_4 can be easily written by using the CCWZ framework [51, 52]

$$\begin{aligned} \mathcal{L} = & i \bar{q}_L \not{D} q_L + i \bar{t}_R \not{D} t_R + i \bar{\psi}_4 (\not{D} - i\phi) \psi_4 - m_4 \bar{\psi}_4 \psi_4 \\ & + \left(-i c_t \bar{\psi}_{4R}^i \gamma^\mu d_\mu^i t_R + \frac{y_{Lt}}{2} f(U^t \bar{q}_L^{\mathbf{14}} U)_{55} t_R + y_{L4} f(U^t \bar{q}_L^{\mathbf{14}} U)_{i5} \psi_4^i + \text{h.c.} \right). \end{aligned} \tag{2.2}$$

For an in-depth explanation of the formalism and for the detailed definitions of the notation we refer the reader to ref. [2].⁷ Here we only include a brief definition of the main objects.

⁶Notice that this assumption is not particularly restrictive. Given the steep fall of the parton distribution functions, mass differences of a few hundred GeV between the heavier states and the lightest partners are already enough to ensure that the collider phenomenology is completely dominated by the lightest resonances.

⁷Our notation can be easily matched with the one of ref. [28], namely $y_{Lt} \equiv y$, $y_{L4} \equiv y_{c2}$ and $c_t \equiv c_1$.

The embedding of the q_L doublet into the representation **14** is denoted by $q_L^{\mathbf{14}}$ and its explicit form is

$$q_L^{\mathbf{14}} = \frac{1}{\sqrt{2}} \begin{pmatrix} 0 & 0 & 0 & 0 & -i b_L \\ 0 & 0 & 0 & 0 & -b_L \\ 0 & 0 & 0 & 0 & -i t_L \\ 0 & 0 & 0 & 0 & t_L \\ -i b_L & -b_L & -i t_L & t_L & 0 \end{pmatrix}. \quad (2.3)$$

The four Goldstone components, which are identified with the Higgs multiplet Π_i , in the real fourplet notation, are described by the matrix

$$U \equiv \exp \left[i \frac{\sqrt{2}}{f} \Pi_i \widehat{T}^i \right], \quad (2.4)$$

where \widehat{T}^i ($i = 1, \dots, 4$) are the generators of the $\text{SO}(5)/\text{SO}(4)$ coset and f is the Goldstone decay constant. On the first line of eq. (2.2), D_μ denotes the standard covariant derivative containing the SM elementary gauge fields. Finally the d_μ and e_μ objects denote the CCWZ operators, which can be defined in terms of the Maurer-Cartan form constructed from U , namely

$$U^t [A_\mu + i \partial_\mu] U \equiv d_\mu^i \widehat{T}^i + e_\mu^a T^a, \quad (2.5)$$

where T^a ($a = 1, \dots, 6$) denote the $\text{SO}(4)$ generators. In eq. (2.5) A_μ corresponds to the SM gauge fields rewritten in an $\text{SO}(5)$ notation

$$A_\mu = \frac{g}{\sqrt{2}} W_\mu^+ (T_L^1 + iT_L^2) + \frac{g}{\sqrt{2}} W_\mu^- (T_L^1 - iT_L^2) + g(c_w Z_\mu + s_w A_\mu) T_L^3 + g'(c_w A_\mu - s_w Z_\mu) T_R^3. \quad (2.6)$$

where g and g' are the couplings of the $\text{SU}(2)_L$ and $\text{U}(1)_Y$ subgroups and c_w, s_w are the cosine and sine of the weak mixing angle, $\tan \theta_w = g'/g$.

To complete the description of the effective parametrization it is useful to discuss the power-counting associated to the parameters in the Lagrangian [2, 53]. Since we focused on the scenario in which the t_R field is fully composite, the d_μ -symbol interaction fully arises from the composite dynamics, the corresponding coefficient c_t is thus expected to be of order one. The other operators on the second line of eq. (2.2), on the other hand, involve an elementary and a composite field, thus their size is not dictated by the composite dynamics but it depends on the elementary/composite interaction strength in the UV theory. In the following we will assume that all the interactions of the q_L doublet with the composite sector originate from a single dominant operator in the UV, thus implying $y_{Lt} \sim y_{L4}$. The size of y_{Lt} is then fixed by the requirement of reproducing the correct top mass. Let us now briefly discuss how the above estimates are modified if we assume that the t_R is not a fully composite state, but instead is associated to an elementary field. In this case the d_μ -symbol interaction does not fully arise from the composite sector, thus it is expected to be weighted by an elementary/composite mixing y_R . Its coefficient can be estimated as $c_t y_R / g_*$, where g_* denotes the typical composite sector coupling. Analogously the operator involving the t_R and q_L fields has now a natural coefficient $y_{Lt} y_R / g_*$. As expected, in the

limit of large elementary/composite mixing $y_R \sim g_*$, the modified estimates give back the results for a fully composite t_R .

We can now describe the features of the spectrum of the fermionic states. The top mass is mainly determined by the direct mass term in the effective Lagrangian and is controlled by the parameter y_{Lt} . Neglecting higher-order terms in the v/f expansion, we find the following expression

$$m_{\text{top}}^2 = \frac{1}{2} \frac{m_4^2}{m_4^2 + y_{L4}^2 f^2} y_{Lt}^2 f^2 \xi. \quad (2.7)$$

Notice that the EWSB scale $v \sim 246$ GeV (as set by the W mass formula or by the Fermi constant) does not coincide with the Higgs field VEV, but is related to the latter by

$$v^2 = f^2 (\sin \langle \Pi_4 \rangle / f)^2 = f^2 \xi. \quad (2.8)$$

In addition to the top, the spectrum contains 4 composite fermionic resonances coming from the ψ_4 multiplet. It is convenient to decompose ψ_4 in fields with definite quantum numbers under the SM group:

$$\psi_4 = \frac{1}{\sqrt{2}} \begin{pmatrix} -iB + iX_{5/3} \\ -B - X_{5/3} \\ -i\hat{T} - i\hat{X}_{2/3} \\ \hat{T} - \hat{X}_{2/3} \end{pmatrix}. \quad (2.9)$$

The four components correspond to two $SU(2)_L$ doublets, (\hat{T}, B) and $(X_{5/3}, \hat{X}_{2/3})$, with hypercharges $1/6$ and $7/6$ respectively. The first doublet has the same quantum numbers of the elementary q_L doublet, while the second one contains an exotic state, the $X_{5/3}$ with electric charge $5/3$ and a top-like state, the $\hat{X}_{2/3}$ with charge $2/3$. It can be easily checked that one combination of the \hat{T} and $\hat{X}_{2/3}$ states, which we will denote by $X_{2/3}$, has no mass mixing with the other fields, thus its mass is just given by $m_{X_{2/3}} = m_4$. This state is degenerate in mass with the $X_{5/3}$ resonance, whose exotic charge prevents any mixing with the other fermionic states. The remaining charge- $2/3$ resonance, which we will denote by T , is mixed with the t_L field and receives an additional mass shift after EWSB. Its mass, up to corrections of higher-order in v/f , is given by

$$m_T \simeq \sqrt{m_4^2 + y_{L4}^2 f^2} \left[1 - \frac{5y_{L4}^2 f^2}{4m_4^2} \xi + \dots \right], \quad (2.10)$$

where inside the square brackets we only kept the leading order terms in an expansion in the elementary/composite mixings.⁸

The fermion spectrum is completed by a charge $-1/3$ field, the B , which is mixed with the b_L component and whose mass reads

$$m_B = \sqrt{m_4^2 + y_{L4}^2 f^2 (1 - \xi)} \simeq \sqrt{m_4^2 + y_{L4}^2 f^2} \left[1 - \frac{y_{L4}^2 f^2}{2(m_4^2 + y_{L4}^2 f^2)} \xi + \dots \right]. \quad (2.11)$$

⁸The identification of the heavy mass eigenstates with composite resonance fields is only valid as long as the elementary/composite mass-mixings are much smaller than the mass parameters in the composite sector. Otherwise the eigenstates develop a significant component along the elementary degrees of freedom and/or the t_R .

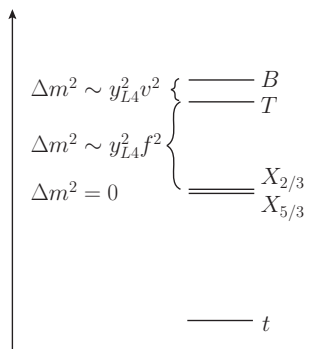


Figure 1. Typical mass spectrum of the fourplet states in the 14 + 1 model.

Together with the T resonance, the B field forms a nearly degenerate doublet. The overall structure of the spectrum of the quadruplet fields is shown in figure 1.

Notice that in the effective Lagrangian we did not include a right-handed bottom component, therefore the b_L remains in the spectrum as a massless field. This choice is motivated by the fact that the mixing of the b_R quark to the composite dynamics is typically much smaller than the one of the top, due to the smaller value of the bottom mass. For this reason the b_R field has only a marginal impact on the collider phenomenology. We will adopt the same simplification also in the other models analyzed in the following sections.

We can now discuss the impact of the experimental searches on the parameter space of this benchmark model. For this aim we follow the procedure of ref. [46], which we will briefly summarize in appendix A. The model has a total of three free parameters, given that one of the parameters in the Lagrangian has to be fixed in order to reproduce the correct top quark mass. We decided to fix y_{Lt} because it is the one to which the top mass shows the largest sensitivity and we are left with the three free quantities m_4 , y_{L4} and c_t .⁹

In figure 2, we plot the exclusion bounds obtained from the run 1 LHC data. The results are presented in the planes $(m_{X_{5/3}} = m_4, c_t)$ and $(m_{X_{5/3}} = m_4, y_{L4})$. For illustrative purposes we fixed the Goldstone decay constant f to the value $f = 780$ GeV, which corresponds to $\xi = 0.1$. This value coincides with the present exclusion bound coming from the Higgs coupling measurements [49], and is also suggested by the compatibility with the EW precision data [54]. Limit projections at 13 TeV, obtained by the rough extrapolation procedure outlined in ref. [46] and in appendix A, are displayed in figure 3 in the $(m_{X_{5/3}} = m_4, c_t)$ plane. The integrated luminosity is fixed to 20 fb^{-1} on the left panel and three curves are shown at different values of y_{L4} , while on the right panel $y_{L4} = 1$ and the integrated luminosity ranges from 100 fb^{-1} to 3 ab^{-1} .

The impact of the two parameters c_t and y_{L4} on the bounds is quite easy to understand. At leading order, the relevant $X_{5/3}$ coupling is independent of y_{L4} and just scales linearly

⁹The value of y_{Lt} that reproduces the top mass depends very mildly on the other parameters and in a large part of the parameter space almost coincides with the top Yukawa $y_{Lt} \simeq y_{\text{top}}$. For our numerical analysis we fix the top mass to the running value $m_{\text{top}}^{(2 \text{ TeV})} = 150$ GeV, which corresponds to a pole mass $m_{\text{top}} = 173$ GeV.

with c_t and with v/f ,

$$g_{X_{5/3}t_R} = \frac{g}{2} c_R^{X_{5/3}W} = \frac{g}{\sqrt{2}} c_t \frac{v}{f}. \quad (2.12)$$

In the above formula the $c_R^{X_{5/3}W}$ parametrization is included to make contact with ref. [46], whose procedure and results we used to derive the bounds in the present analysis. As can be seen from eq. (2.12), a larger value of c_t enhances the single production channel and tightens the bounds. The y_{L4} parameter, instead, has an indirect effect on the exclusions since it determines the mass split between the B resonance and the $X_{5/3}$, $\Delta m^2 \sim y_{L4}^2 f^2$. At small values of y_{L4} the two states are nearly degenerate and, since they contribute to the same final state, the signal is enhanced. At large values of y_{L4} the B gets much heavier and its contribution to the signal becomes negligible. In this situation the bounds are only driven by the $X_{5/3}$ signal.

Let us now turn to the estimate of the level of fine-tuning of the model. We apply eq. (1.4), in which “ λ_t ” should be interpreted as the strength of the elementary/composite top sector couplings that break the Goldstone symmetry and thus generate the Higgs potential. The parameters that break the Goldstone symmetry in our model are y_{Lt} and y_{L4} , therefore the tuning estimate reads

$$\Delta \simeq (y_{L4}^2 + y_{Lt}^2) \left(\frac{m_4}{450 \text{ GeV}} \right)^2. \quad (2.13)$$

Notice that Δ is independent of the value of c_t , since this coupling parametrizes a purely composite-sector operator that is invariant under the Goldstone symmetry and does not contribute to the Higgs potential. Contour lines of Δ obtained with the above formula are reported in the right panels of figure 2 (exploiting the fact that Δ is independent of c_t) and of figure 3. On the left panels, instead, the Δ contours are not shown but the level of tuning at the boundaries of the excluded regions can be easily estimated through y_{L4} , which is fixed on the lines, thanks to the fact that y_{Lt} is constant and approximately equal to y_t in the whole region.

As can be seen from figure 2, the run 1 LHC searches completely exclude partner masses $m_4 \lesssim 800$ GeV. The exclusions can reach $m_4 \simeq 1$ TeV for sizable values of c_t (namely $|c_t| \gtrsim 3$). These bounds are yet not able to exclude the natural regions of the parameter space, indeed many configurations with a minimal amount of tuning $\Delta \sim 10$ are still viable.

The run 2 data will be able to probe a significantly larger part of the parameter space. Already with the first $\mathcal{L} = 20 \text{ fb}^{-1}$ of integrated luminosity, masses $m_4 \lesssim 1.2$ TeV will be completely covered. From the point of view of the fine-tuning, however, regions with low tuning, $\Delta \sim 1/\xi \sim 10$, will still be open. A significant improvement will be obtained at the end of the LHC program, which will allow to fully exclude resonance masses $m_4 \lesssim 1.8$ TeV corresponding to a *few* % tuning ($\Delta \sim 30$).

Before concluding the discussion it is also interesting to notice that the width of the composite resonances is small in the whole parameter space region accessible by the current searches. This will not be the case any more for the run 2 LHC. In that case, in the regions with $m_4 \gtrsim 2$ TeV and sizable single-production couplings, the width of the $X_{5/3}$ resonance can become significant (see the dotted gray lines in figure 3) and the narrow width approximation could not be valid any more, requiring a different search strategy.

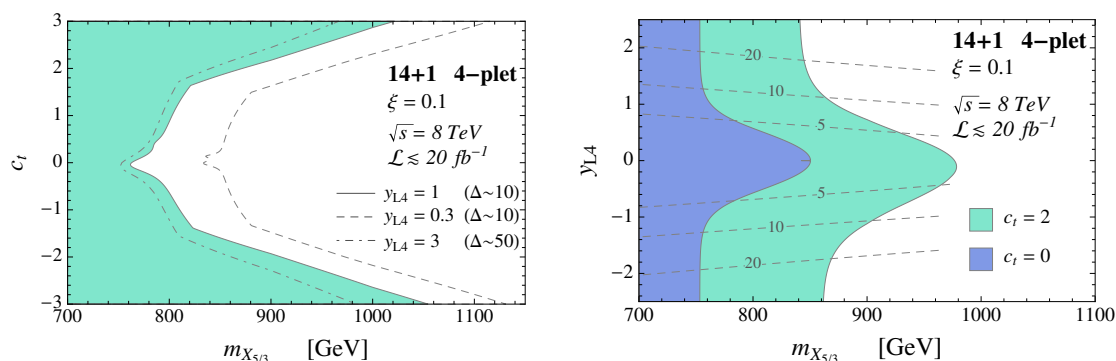


Figure 2. Exclusions in the 14 + 1 model with a light composite fourplet for the 8 TeV LHC data. On the left panel: exclusions in the $(m_{X_{5/3}}, c_t)$ plane for $\xi = 0.1$. The green region shows the excluded points for $y_{L4} = 1$, while the dot-dashed and dashed lines correspond to $y_{L4} = 3$ and $y_{L4} = 0.3$ respectively. The approximate amount of tuning Δ associated to each value of y_{L4} for $m_{X_{5/3}} \sim 1 \text{ TeV}$ is given in the legend. On the right panel: exclusions in the $(m_{X_{5/3}}, y_{L4})$ plane. The blue (green) region shows the excluded points for $c_t = 0$ ($c_t = 2$) for $\xi = 0.1$. The dashed lines show the amount of tuning Δ computed by using eq. (2.13).

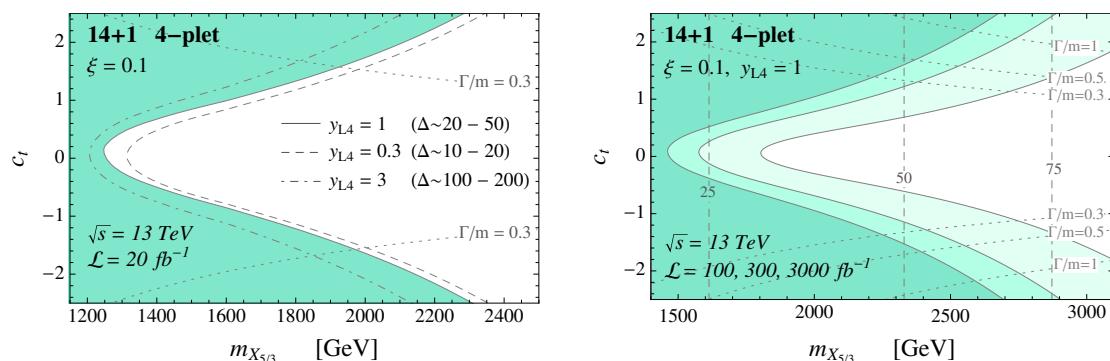


Figure 3. Expected exclusions in the 14 + 1 model with a light composite fourplet for the 13 TeV LHC data in the $(m_{X_{5/3}}, c_t)$ plane for $\xi = 0.1$. On the left panel: exclusions for $\mathcal{L} = 20 \text{ fb}^{-1}$ integrated luminosity. The green region shows the excluded points for $y_{L4} = 1$, while the dot-dashed and dashed contours correspond to $y_{L4} = 0.3$ and $y_{L4} = 3$. The dotted contours denote the regions in which $\Gamma(X_{5/3})/m_{X_{5/3}} \geq 0.3$. On the right panel: exclusions at the 13 TeV LHC for $y_{L4} = 1$ with high integrated luminosity ($\mathcal{L} = 100, 300, 3000 \text{ fb}^{-1}$). The vertical dashed lines show the amount of tuning Δ . The dotted contours denote the regions with $\Gamma(X_{5/3})/m_{X_{5/3}} \geq 0.3, 0.5, 1$.

Comparison with VLQ. To conclude the discussion it is important to stress a difference between the composite Higgs top partners and the VLQ's [26, 29–31]. As we saw before, the top partners couplings with the SM fermions receives significant, typically dominant, contributions from higher-order operators and in particular from the d_μ -symbol term in eq. (2.5). VLQ's are instead described by a renormalizable effective Lagrangian and their couplings to the SM states only originate from the usual gauge interactions after the rotation to the mass-eigenstate basis. This makes that the strength of the top partners coupling, and in turn of the single production rate, is expected to be smaller for a VLQ than for a top partner, as we will show below.

For definiteness we consider a scenario with only an exotic $SU(2)_L$ doublet with hypercharge $Y = 7/6$, which we denote by $\Psi_{7/6} = (X_{5/3}, X_{2/3})$. The results we will derive are however valid in a generic set-up. The effective Lagrangian describing this scenario is [26]

$$\begin{aligned} \mathcal{L}_{VLQ} = & i\bar{q}_L \not{D} q_L + i\bar{t}_R \not{D} t_R + i\bar{\Psi}_{7/6} \not{D} \Psi_{7/6} - M_{7/6} \bar{\Psi}_{7/6} \Psi_{7/6} \\ & - y_t \bar{q}_L H^c t_R - y_{7/6} \bar{\Psi}_{7/6} H t_R + \text{h.c.}, \end{aligned} \quad (2.14)$$

where $H^c = i\sigma^2 H^*$ is the conjugate Higgs doublet. The $y_{7/6}$ parameter controls the mixing between the SM quarks and the resonances $\Psi_{7/6}$. In particular it induces a mixing between the t_R field and the $X_{2/3R}$ component, whose size is controlled by the mixing angle ϕ_{VLQ}

$$\tan \phi_{VLQ} = \frac{y_{7/6} v}{\sqrt{2} M_{7/6}}. \quad (2.15)$$

At the same time the $y_{7/6}$ parameter controls the single production coupling of the $X_{5/3}$ resonance. At leading order in the $y_{7/6}/M$ expansion, the $W X_{5/3} t_R$ coupling in the unitary gauge reads

$$g_{X_{5/3} t_R}^{VLQ} = \frac{g}{2} c_R^{X_{5/3} W} = \frac{g}{2} \sqrt{2} \sin \phi_{VLQ}. \quad (2.16)$$

We can thus see that the $W X_{5/3} t_R$ coupling has an absolute upper bound in the VLQ scenarios ($c_R^{X_{5/3} W} \leq \sqrt{2}$) and is tightly connected to the mixing between the SM states and the additional resonances.

The situation can be instead different in the composite Higgs models. In the case of the exotic $X_{5/3}$ resonance in the $14 + 1$ model, the leading contribution to the single production coupling (see eq. (2.12)) comes from the d_μ symbol term in eq. (2.2), which is a derivative interaction. The c_t coefficient can thus be sizable without generating a large mass mixing between the t_R and the composite resonances.

A comparison between the $X_{5/3}$ production cross sections in the $14 + 1$ model and in the VLQ scenario is shown in figure 4. For the VLQ case, following ref. [26], we fixed the t_R mixing angle to the value $\sin \phi_{VLQ} = 0.1$. For the composite Higgs case, instead, we varied c_t in the range $[0.5, 2]$ and we fixed $y_{L4} = 0$, minimizing the mixing between the SM states and the composite resonances. Notice that the dependence on y_{L4} is in any case quite limited, given that the leading single production coupling is independent of y_{L4} (see eq. (2.12)). One can see from the numerical results that the single production cross section in the $14+1$ model is typically one order of magnitude larger than the benchmark VLQ one.

2.2 Light singlet

We can now discuss the scenario in which the only light top partner is an $SO(5)$ singlet ψ_1 . The leading operators in the effective Lagrangian can be written as

$$\begin{aligned} \mathcal{L} = & i\bar{q}_L \not{D} q_L + i\bar{t}_R \not{D} t_R + i\bar{\psi}_1 (\not{D} + i\phi) \psi_1 - m_1 \bar{\psi}_1 \psi_1 \\ & + \left(\frac{y_{Lt}}{2} f(U^t \bar{q}_L^{14} U)_{55} t_R + \frac{y_{L1}}{2} f(U^t \bar{q}_L^{14} U)_{55} \psi_1 + \text{h.c.} \right). \end{aligned} \quad (2.17)$$

In this scenario the top mass, at leading order in the v/f expansion, is simply given by

$$m_{\text{top}}^2 = \frac{1}{2} y_{Lt}^2 f^2 \xi. \quad (2.18)$$

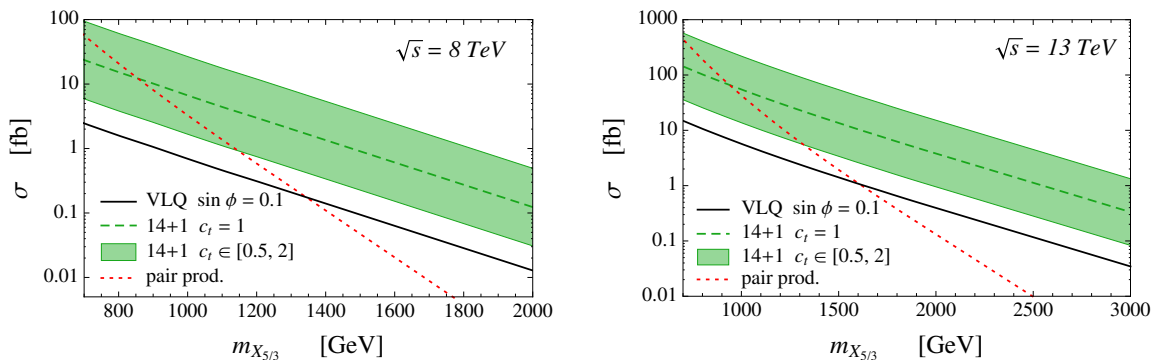


Figure 4. Comparison between the production cross sections of the exotic $X_{5/3}$ state in the 14 + 1 model and in the VLQ scenarios. The left and right panels show the production cross sections at 8 TeV and 13 TeV respectively. The green band correspond to the single production channel for a top partner with $y_{L4} = 0$ and $c_t \in [0.5, 1]$. The black line shows the single production cross section for a VLQ with mixing angle $\sin \phi_{VLQ} = 0.1$. The dotted red line correspond to the universal QCD pair production cross section.

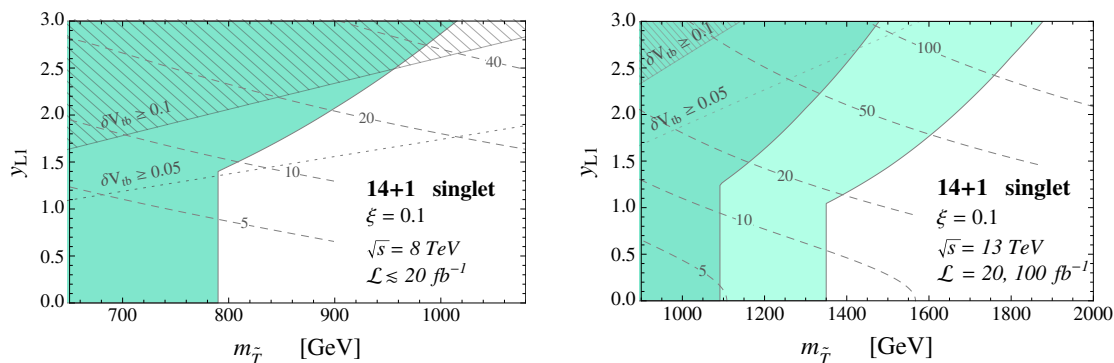


Figure 5. Exclusions for the 14 + 1 model with only a light composite singlet. On the left panel: bounds obtained from the 8 TeV LHC data. On the right panel: estimates of the exclusions for the 13 TeV LHC with $\mathcal{L} = 20 \text{ fb}^{-1}$ (dark green) and $\mathcal{L} = 100 \text{ fb}^{-1}$ (light green) integrated luminosity. The results are presented in the $(m_{\tilde{T}}, y_{R1})$ plane for $\xi = 0.1$. The striped region corresponds to the points with $\delta V_{tb} \geq 0.1$; the corresponding bound for $\delta V_{tb} \geq 0.05$ is shown by the dotted lines. The dashed lines show the estimate of the amount of tuning obtained by using eq. (2.22).

Obviously, the spectrum of the composite states includes only a light singlet, which, following the standard notation, we denote by \tilde{T} . Its mass is given by

$$m_{\tilde{T}} \simeq m_1 \left[1 + \frac{y_{L1}^2 f^2}{4m_1^2} \xi + \dots \right]. \quad (2.19)$$

Let us now consider the LHC bounds. In the present set-up there is only one free parameter, y_{L1} , while y_{Lt} is fixed by the top mass. The exclusions from the 8 TeV LHC data and an estimate of the reach for a 13 TeV run are shown in figure 5.

In this set-up the single production coupling is strongly correlated to the value of the y_{L1} mixing

$$g_{\tilde{T}b_L} = \frac{g}{2} c_L^{\tilde{T}W} = \frac{g}{2} y_{L1} \frac{v}{m_{\tilde{T}}}, \quad (2.20)$$

$$g_{\tilde{T}t_L} = \frac{g}{2} c_L^{\tilde{T}Z} = -\frac{1}{\sqrt{2}c_w} \frac{g}{2} y_{L1} \frac{v}{m_{\tilde{T}}}. \quad (2.21)$$

As one can see from the plots, for small y_{L1} the exclusion bounds are independent of the value of the elementary/composite mixing since they are driven by QCD pair production. The current exclusions are around $m_{\tilde{T}} \simeq 800$ GeV and will reach $m_{\tilde{T}} \simeq 1.4$ TeV at the 13 TeV LHC with $\mathcal{L} = 100 \text{ fb}^{-1}$ integrated luminosity. For larger values of y_{L1} , $y_{L1} \gtrsim 1$, the bounds from single production instead become competitive. In this region of the parameter space masses $m_{\tilde{T}} \simeq 1$ TeV can already be excluded and the bounds could reach $m_{\tilde{T}} \simeq 2$ TeV at the run 2 LHC.

The amount of tuning in this scenario can be estimated as

$$\Delta \simeq (y_{L1}^2 + y_{Lt}^2) \left(\frac{m_{\tilde{T}}}{450 \text{ GeV}} \right)^2. \quad (2.22)$$

The explicit result show that regions with minimal tuning ($\Delta \sim 1/\xi \sim 10$) will still be allowed at LHC run 2 with $\mathcal{L} = 100 \text{ fb}^{-1}$. They will be presumably completely tested with the high-luminosity LHC upgrade, pushing the level of tuning to the limit $\Delta \gtrsim 20$.

An interesting complementary bound on the parameter space of the light-singlet scenario comes from the measurement on the V_{tb} element of the CKM matrix. If this scenario, the single production coupling of the composite singlet is tightly correlated to the deviations in the $\tilde{t}_L \tilde{W} b_L$ coupling [2]

$$g_{\tilde{T}b_L} = g \sqrt{\delta V_{tb} - \delta V_{tb}^2/2}, \quad (2.23)$$

where $\delta V_{tb} = 1 - |V_{tb}|$. This relation implies that sizable values of the single production coupling are necessarily accompanied by large corrections in V_{tb} . The current experimental measurements constrain V_{tb} to the range $|V_{tb}| = 1.021 \pm 0.032$ [55]. Taking into account the fact that in the present set-up $|V_{tb}| \leq 1$, the experimental bound implies $g_{\tilde{T}b_L} \leq 0.21 g$ at the 2σ level. Obviously, if additional relatively light resonances are present, the relation in eq. (2.23) may be modified and larger values of $g_{\tilde{T}b_L}$ could be compatible with sufficiently small deviations in V_{tb} . We will discuss such a possibility in section 4. This however would probably require a certain degree of additional tuning. From the exclusion plots in figure 5, it can be seen that the constraints from the V_{tb} measurements ($\delta V_{tb} \lesssim 0.05$) exclude the region in which single production can contribute to the direct bounds. The situation will change with the run 2 LHC, for which, in the absence of significant improvements in the V_{tb} measurements, the bounds coming from δV_{tb} will be significantly weaker than the direct searches in single production.

3 Double tuning: 5 + 5

The second class of models we consider is the one that contains the “double tuning” scenarios. As a representative model we consider the 5 + 5 set-up, in which the q_L doublet and

the t_R singlet are realized as elementary states mixed to composite operators transforming in the fundamental, the $\mathbf{5}$, representation of $\text{SO}(5)$. Under the unbroken $\text{SO}(4)$ subgroup the $\mathbf{5}$ representation decomposes as

$$\mathbf{5} = \mathbf{4} \oplus \mathbf{1}, \quad (3.1)$$

thus the top partners can belong to the fourplet or singlet $\text{SO}(4)$ representation. As we did for the 14+1 model, in this section we focus on two simplified limits of the 5+5 scenario in which only one multiplet of top partners is light. An analysis of a more complete scenario including at the same time both multiplets will be presented in section 4.

3.1 Light fourplet

The effective Lagrangian describing the 5+5 model with a light fourplet is given by

$$\mathcal{L} = i\bar{q}_L \not{D} q_L + i\bar{t}_R \not{D} t_R + i\bar{\psi}_4 (\not{D} - i\cancel{\phi}) \psi_4 - m_4 \bar{\psi}_4 \psi_4 + \left(y_{L4} f (\bar{q}_L^{\mathbf{5}} U)_i \psi_4^i + y_{R4} f (\bar{t}_R^{\mathbf{5}} U)_i \psi_4^i + \text{h.c.} \right). \quad (3.2)$$

In the above equation $q_L^{\mathbf{5}}$ and $t_R^{\mathbf{5}}$ denote the embedding of the elementary fields in the fundamental $\text{SO}(5)$ representation, namely

$$q_L^{\mathbf{5}} = \frac{1}{\sqrt{2}} \begin{pmatrix} -ib_L \\ -b_L \\ -it_L \\ t_L \\ 0 \end{pmatrix}, \quad t_R^{\mathbf{5}} = \begin{pmatrix} 0 \\ 0 \\ 0 \\ 0 \\ t_R \end{pmatrix}. \quad (3.3)$$

The top mass at leading order in v/f is given by

$$m_{\text{top}}^2 = \frac{1}{2} \frac{y_{L4}^2 y_{R4}^2 f^4}{m_4^2 + y_{L4}^2 f^2} \xi, \quad (3.4)$$

while the masses of the heavy charge-2/3 fermionic resonances are

$$m_{X_{2/3}} = m_4 \left[1 + \frac{y_{R4}^2 f^2}{4m_4^2} \xi + \dots \right], \quad (3.5)$$

$$m_T = \sqrt{m_4^2 + y_{L4}^2 f^2} \left[1 - \frac{(y_{L4}^2 - y_{R4}^2) f^2}{4m_4^2} \xi + \dots \right]. \quad (3.6)$$

Let us now consider the charge $-1/3$ states. In our model we did not include a right-handed bottom component, therefore the b_L remains in the spectrum as a massless field. In addition to the b_L , the model contains also a heavy B whose mass is given by

$$m_B = \sqrt{m_4^2 + y_{L4}^2 f^2}. \quad (3.7)$$

Finally the exotic $X_{5/3}$ state does not mix with any other resonance and has a mass $m_{X_{5/3}} = m_4$, which does not receive any shift after EWSB.

The spectrum of the composite resonances resembles quite closely the one we found in the 14+1 model (see figure 1). It consists in two approximate $\text{SU}(2)_L$ doublets, the (T, B)

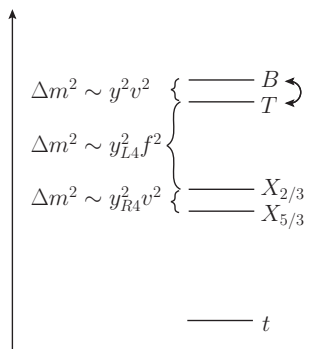


Figure 6. Typical mass spectrum of the quadruplet states in the 5 + 5 model.

and the $(X_{5/3}, X_{2/3})$, separated by a mass splitting of order $\Delta m^2 \sim y_{L4}^2 f^2$. The splitting inside each doublet is instead much smaller, of order $\Delta m^2 \sim y^2 v^2$, where y collectively denotes the elementary/composite mixings. The only difference with respect to the 14 + 1 model is the fact that the two states in the $(X_{5/3}, X_{2/3})$ doublet are not fully degenerate, but instead are split by EWSB effects. The structure of the mass spectrum is schematically shown in figure 6.

The Lagrangian in eq. (3.2) has only three free parameters, namely the elementary/composite mixings, y_{L4} and y_{R4} , and the mass of the 4-plet, m_4 . By requiring the correct top mass to be reproduced we can fix one of the parameters, which we conveniently chose to be the right-handed mixing y_{R4} . The experimental constraints can thus be presented as exclusions in the $(m_{X_{5/3}}, y_{L4})$ plane. The current bounds from the 8 TeV LHC data are shown in figure 7. The constraints are weaker for large values of the left-handed elementary/composite mixing ($y_{L4} \gtrsim 1$), where masses $m_{X_{5/3}}$ below 800 GeV are fully excluded. At smaller values of y_{L4} the exclusions become stronger and can reach up to $m_{X_{5/3}} \simeq 950$ GeV. The increase in the bounds comes from two simultaneous effects: the contributions of the B state and the single production of the $X_{5/3}$ resonance. The latter effect is the main one and determines almost completely the enhancement in the bounds. The relevant single-production coupling is approximately given by

$$g_{X_{5/3}tR} = \frac{g}{2} c_R^{X_{5/3}W} \simeq -\frac{g v}{2 f} \frac{f}{m_{X_{5/3}}} y_{R4} \simeq -\frac{g v}{2 f} \frac{f}{m_{X_{5/3}}} y_{\text{top}} \frac{\sqrt{m_{X_{5/3}}^2/f^2 + y_{L4}^2}}{y_{L4}}. \quad (3.8)$$

The dependence on y_{L4} in the last equality explains why single production is more relevant for small left-handed elementary/composite mixing. The effects due to the B resonance is analogous to what we discussed in the 14 + 1 model with a light 4-plet. At small values of y_{L4} the mass split between the $X_{5/3}$ and the B decreases (see eq. (3.7)), thus the production cross section of the two resonances becomes comparable.

Similar effects are present in the estimates for the exclusions at the 13 TeV LHC. In this case, as shown in figure 8, the high-luminosity LHC program should be able to probe masses up to $m_{X_{5/3}} \sim 2 - 3$ TeV.

The tuning estimate in the 5 + 5 model follows a slightly different pattern than in the 14 + 1 case. In the present set-up, indeed, the Higgs potential receives contributions from

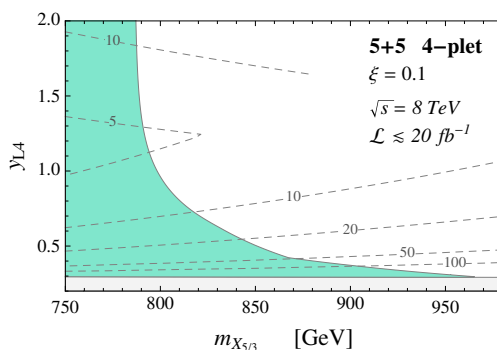


Figure 7. Exclusion plot for the 5 + 5 model with only a light composite 4-plet for the 8 TeV LHC data in the $(m_{X_{5/3}}, y_{L4})$ plane. The green region shows the excluded points for $\xi = 0.1$. The shaded gray area is not theoretically allowed since the correct top mass can not be reproduced. The dashed contours show the amount of tuning Δ estimated by using eq. (3.9).

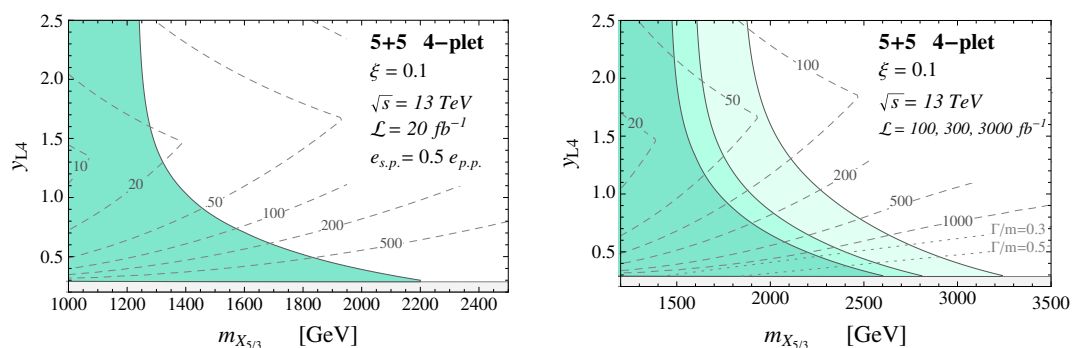


Figure 8. Estimated exclusion on the 5 + 5 model with only a composite 4-plet for the 13 TeV LHC run. The results are shown in the $(m_{X_{5/3}}, y_{L4})$ plane for the choice $\xi = 0.1$. On the left panel, the green area shows the excluded region for $\mathcal{L} = 20 \text{ fb}^{-1}$ integrated luminosity under the assumption that the signal efficiency of single production processes is 50% of to the pair production one, $e_{s.p.} = 0.5 e_{p.p.}$. On the right panel the green areas show the expected exclusions for $\mathcal{L} = 100, 300, 3000 \text{ fb}^{-1}$ integrated luminosity (assuming $e_{s.p.} = 0.5 e_{p.p.}$). The dotted contours denote the regions with $\Gamma(X_{5/3})/m_{X_{5/3}} = 0.3, 0.5$. On both panels the dashed contours show the amount of tuning Δ estimated by using eq. (3.9).

the left-handed and the right-handed elementary/composite mixings, since both mixings break the Goldstone symmetry. The amount of tuning can thus be estimated as¹⁰

$$\Delta \simeq \max(y_{L4}^2, y_{R4}^2) \left(\frac{m_{X_{5/3}}}{450 \text{ GeV}} \right)^2. \quad (3.9)$$

The results in figure 7 show that configurations with minimal amount of tuning $\Delta \sim 1/\xi \sim 10$ are still compatible with the 8 TeV LHC data. The high-luminosity LHC program, on the other hand, could be able to fully exclude the parameter space region with $\Delta \lesssim 50$.

¹⁰Notice that in the tuning estimate we did not sum the contributions from the left-handed and right-handed mixings. This slightly more conservative choice is motivated by the fact that in explicit models the dependence on the mixings factorizes at leading order and the cancellation comes from a tuning between the values of the two parameters [47, 56].

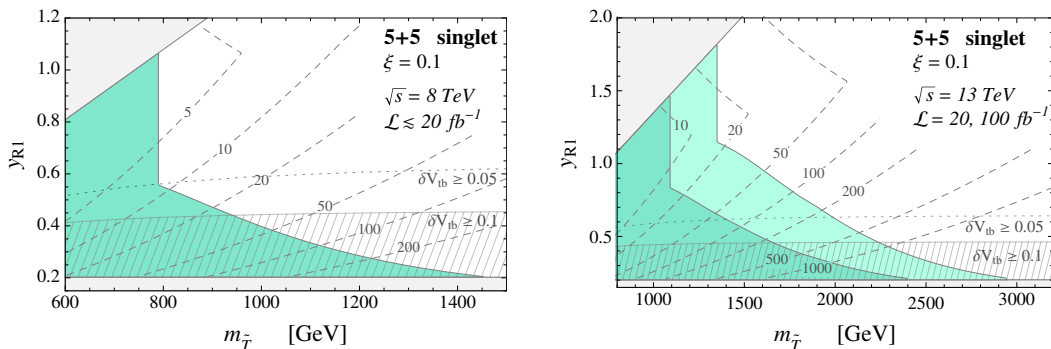


Figure 9. Exclusion plot for the 5 + 5 model with only a composite singlet with $\xi = 0.1$. The left panel shows the bounds for the 8 TeV LHC data, while the right panel shows an estimate of the constraints from the 13 TeV LHC run with $\mathcal{L} = 20, 100 \text{ fb}^{-1}$ integrated luminosity. The green region shows the excluded points in the $(m_{\tilde{T}}, y_{R1})$ plane. The shaded gray area is not theoretically allowed. The striped region corresponds to the points with $\delta V_{tb} \geq 0.1$, while the corresponding bound for $\delta V_{tb} \geq 0.05$ is denoted by the dotted gray line. The dashed contours show the amount of tuning Δ estimated by using eq. (3.14).

3.2 Light singlet

As a second scenario in the class of “double tuning” models, we consider the 5 + 5 set-up with only a light singlet. The effective Lagrangian describing this model is

$$\mathcal{L} = i\bar{q}_L \not{D} q_L + i\bar{t}_R \not{D} t_R + i\bar{\psi}_1 \not{D} \psi_1 - m_1 \bar{\psi}_1 \psi_1 + \left(y_{L1} f (\bar{q}_L^5 U)_5 \psi_1 + y_{R1} f (\bar{t}_R^5 U)_5 \psi_1 + \text{h.c.} \right). \quad (3.10)$$

Analogously to the case with a light 4-plet, the effective Lagrangian contains only 3 free parameters, namely y_{L1} , y_{R1} and m_1 . One of the parameters can be fixed by requiring the correct value for the top mass, whose approximate expression, at leading order in v/f , is given by

$$m_{\text{top}}^2 = \frac{1}{2} \frac{y_{R1}^2 y_{L1}^2 f^4}{m_1^2 + y_{R1}^2 f^2} \xi. \quad (3.11)$$

The mass of the composite resonance \tilde{T} is instead given by

$$m_{\tilde{T}} = \sqrt{m_1^2 + y_{R1}^2 f^2} \left[1 + \frac{(y_{L1}^2 - 2y_{R1}^2) f^2}{4m_1^2} \xi + \dots \right]. \quad (3.12)$$

The current bounds from the 8 TeV LHC data and an estimate of the exclusions in the 13 TeV run are shown in figure 9. Pair production leads to the strongest bounds for large values of y_{R1} ($y_{R1} \gtrsim 0.6 - 1$). Single production becomes competitive at smaller values of the right-handed elementary/composite mixing due to the enhancement of the $W\tilde{T}_R b_L$ coupling:

$$g_{\tilde{T}bL} = \frac{g}{2} \tilde{c}_L^W \simeq \frac{g v}{2 f} \frac{f y_{L1} m_1}{m_1^2 + y_{R1}^2 f^2} \simeq \frac{g v}{2 f} \frac{m_1}{\sqrt{m_1^2 + y_{R1}^2 f^2}} \frac{y_{\text{top}}}{y_{R1}}. \quad (3.13)$$

Analogously to the case with a light 4-plet, we can estimate the amount of tuning by the formula

$$\Delta \simeq \max(y_{R1}^2, y_{L1}^2) \left(\frac{m_{\tilde{T}}}{450 \text{ GeV}^2} \right)^2. \quad (3.14)$$

As in the other simplified models we considered, configurations with small tuning $\Delta \simeq 10$ are still compatible with the present LHC data. The run 2 LHC with integrated luminosity $\mathcal{L} \simeq 100 \text{ fb}^{-1}$ could completely cover the parameter space region with $\Delta \lesssim 20$.

In addition to the direct exclusions coming from the LHC searches, complementary bounds on the parameter space can be derived from the measurement of the V_{tb} matrix element. In complete analogy to what we discussed in the 14 + 1 model, the \tilde{T} single production coupling and the deviations in the V_{tb} matrix element are related by eq. (2.23). From the left panel in figure 9, one can see that, in the case of the 8 TeV LHC data, the parameter space region where single production leads to a significant bound ($y_{R1} \lesssim 0.6$) is already excluded by the current bounds $\delta V_{tb} \lesssim 0.05$. In the run 2 LHC, on the other hand, single production could probe some regions of the parameter space which are not covered by the present V_{tb} measurements (right panel of figure 9).

4 The two-site model

As a last scenario we consider the 2-site construction proposed in refs. [47, 56].¹¹ This set-up includes an extended set of global symmetries that stabilize the Higgs potential through a collective breaking mechanism. In the following for definiteness we will focus on a 2-site realization in which the q_L doublet and the t_R singlet are realized as elementary states and are coupled to resonances in the fundamental SO(5) representation. We will call this scenario the “5 + 5 2-site model”. This set-up is analogous to a “deconstructed” version of the MCHM₅ scenario [24].

As shown in ref. [47] (see also ref. [2] for a more detailed discussion), the collective breaking structure ensures a partial calculability for the Higgs potential. In particular this allows, once we fix the value of ξ , to extract the value of the Higgs mass as a function of the parameters of the model (namely the resonance masses and the elementary/composite mixings).

The Lagrangian for the 5+5 2-site model can be mapped onto the 5+5 effective models described in section 3 and contains one layer of composite resonances that transform as a 4-plet and a singlet of SO(4). The complete Lagrangian includes the terms in eqs. (3.2) and (3.10), namely

$$\begin{aligned} \mathcal{L} = & i\bar{q}_L \not{D} q_L + i\bar{t}_R \not{D} t_R + i\bar{\psi}_4 (\not{D} - i\not{\epsilon}) \psi_4 + i\bar{\psi}_1 \not{D} \psi_1 - m_4 \bar{\psi}_4 \psi_4 - m_1 \bar{\psi}_1 \psi_1 \\ & + y_L f \bar{q}_L^5 U \Psi + y_R f \bar{t}_R^5 U \Psi + \text{h.c.}, \end{aligned} \quad (4.1)$$

¹¹For analogous constructions see also ref. [57].

together with an additional interaction involving the composite partners¹²

$$\mathcal{L}_{\text{comp}} = -ic\bar{\psi}_4^i \gamma^\mu d_\mu^i \psi_1 + \text{h.c.} . \quad (4.2)$$

In eq. (4.1) we denoted by Ψ the SO(5) 5-plet built from the ψ_4 and ψ_1 fields. Notice that, as required by the collective structure assumption, the elementary/composite mixings involving the ψ_4 and ψ_1 resonances are not independent parameters as in eqs. (3.2) and (3.10), but instead they are related, $y_{L4} = y_{L1} \equiv y_L$ and $y_{R4} = y_{R1} \equiv y_R$.

The number of free parameters can be reduced by fixing the top and the Higgs mass. An approximate expression for the top mass is given by

$$m_{\text{top}}^2 = \frac{1}{2} \frac{y_L^2 y_R^2 f^4 (m_4 - m_1)^2}{(m_4^2 + y_L^2 f^2)(m_1^2 + y_R^2 f^2)} \xi . \quad (4.3)$$

The Higgs mass, on the other hand, as shown in ref. [47] (see also refs. [58, 59]), is simply related to the masses of the singlet ($m_{\tilde{T}}$) and of the T resonance inside the 4-plet (m_T):

$$m_h \simeq m_{\text{top}} \frac{\sqrt{2N_c}}{\pi} \frac{m_T m_{\tilde{T}}}{f} \sqrt{\frac{\log(m_T/m_{\tilde{T}})}{m_T^2 - m_{\tilde{T}}^2}} , \quad (4.4)$$

where $N_c = 3$ is the number of QCD colors. This relation is valid with good accuracy even if the effects of other layers of resonances are taken into account, the typical corrections being of order 20 – 30%. To take these effects into account we assume that eq. (4.4) is verified with 20% accuracy and we associate to each point in our exclusion plots the “ensemble” of configurations compatible with the 20% uncertainty. We consider one point excluded only if all the configurations in the corresponding ensemble are excluded. Using the two constraints mentioned above, we are left with three free parameters, which can be conveniently identified with the mass of the exotic resonance $X_{5/3}$ (that coincides with the m_4 parameter), the left mixing angle ϕ_L (related to the left mixing by $\tan \phi_L = y_L f/m_4$) and the coefficient of the d_μ -symbol interaction, c . For each pair $(m_{X_{5/3}}, \phi_L)$ which allows to get the correct top and Higgs mass, two solutions for m_1 and y_R are found. In order to represent the whole parameter space on two dimensional plots, we assign the two solutions to two distinct sets, which we denote by “Region I” and “Region II”.

Before analyzing the LHC bounds, it is interesting to discuss two preliminary aspects, namely the estimate of the tuning and the connection between the single-production couplings and the deviations in V_{tb} .

As we briefly mentioned before, the collective symmetry breaking structure of the 2-site models ensures that the potential does not develop a quadratic divergence as would be the case in a generic CCWZ construction. This fact tells us that the top partners included in the 2-site description are the ones responsible for cancelling the quadratic divergence

¹²This additional term was not included in the original constructions of refs. [47, 56]. This choice was guided by minimality and by an analogy with extra-dimensional realizations of the composite Higgs idea. The term, however, is allowed by the symmetry structure and, as we will see in the following, can have some phenomenological impact, so we include it in the present study.

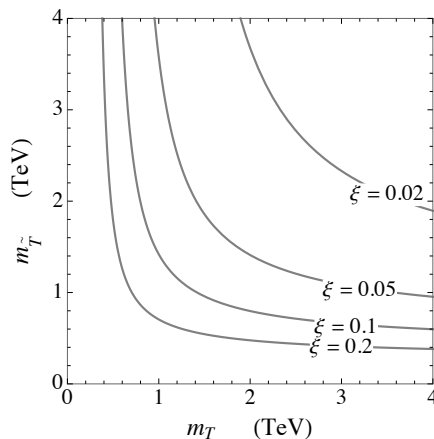


Figure 10. Relation between the T and \tilde{T} resonances masses in the $5 + 5$ 2-site model for different values of ξ . The curves are obtained by using eq. (4.4).

and thus they fix the size of the leading contributions to the Higgs mass. We can use this information to find a more reliable formula for the amount of tuning

$$\Delta \simeq \max(y_L^2, y_R^2) \left(\frac{M}{450 \text{ GeV}} \right)^2, \quad (4.5)$$

where we denoted by M the largest composite mass parameter, namely $M = \max(|m_4|, |m_1|)$. The choice of taking the maximum between the two elementary/composite mixings is now fully justified since the leading term in the potential has the structure [2, 47]

$$V_{y^2} \sim \frac{N_c}{16\pi^2} M^2 f^2 \left(\frac{y_L^2}{2} - y_R^2 \right) \xi, \quad (4.6)$$

so that the cancellation mainly takes place by balancing the left-handed and right-handed contributions. The choice of using the maximum between the two composite mass parameters is instead justified by the fact that the whole set of resonances ψ_4 and ψ_1 is responsible for cancelling the quadratic divergence, which is still present if only one $\text{SO}(4)$ multiplet is light.

Looking at the relation between the Higgs mass and the masses of the composite resonances in eq. (4.4) we can get a further insight on the amount of tuning. In order to reproduce the correct Higgs mass, the T and \tilde{T} masses must lie on some approximately hyperbolic curves as shown in figure 10. This means that the overall mass scale of the resonances, and thus the amount of tuning, is minimized when both the 4-plet and the singlet have similar masses, namely

$$m_T \sim m_{\tilde{T}} \sim \frac{\pi}{\sqrt{3}} \frac{m_h}{m_{\text{top}}} f \simeq \frac{350 \text{ GeV}}{\sqrt{\xi}}. \quad (4.7)$$

This expectation is confirmed by the numerical results as we will see in the following.

A second aspect that is worth discussing is the relation between the single production coupling of the \tilde{T} singlet and the deviations in the V_{tb} CKM matrix element. We already

saw that in the simplified scenarios with only a light singlet a tight relation exists between these two quantities (see eq. (2.23)). This relation is a consequence of the fact that in those set-ups the $W\tilde{T}b_L$ vertex originated exclusively from the Wt_Lb_L vertex after the rotation to the mass eigenstate basis [2]. The situation is slightly different in the 5 + 5 2-site model. In this case an additional contribution to the $W\tilde{T}b_L$ vertex comes from the d_μ -symbol interaction in eq. (4.2) since the ψ_4 multiplet is mixed with the b_L field. A further effect comes from the mixing of the b_L field with the ψ_4 multiplet, which determines a correction to V_{tb} . The relation in eq. (2.23) is replaced by the following formula valid at leading order in the v/f expansion

$$g_{\tilde{T}b_L}^2 = \frac{g^2}{2}(1 - |V_{tb}|^2) + \frac{2c^2 - 1}{4}\xi g^2 \sin^2 \phi_L. \tag{4.8}$$

We checked that this relation is in very good agreement with the numerical results.

We can now discuss the present and expected future bounds on the 2-site model coming from the LHC searches. Since this model contains resonances in the 4-plet and singlet representation of SO(4), the parameter space can be constrained by using both the searches for the exotic $X_{5/3}$ state and the ones for charge-2/3 resonances. As we explained before, due to the relation between the Higgs mass and the mass of the top partners in eq. (4.4), if one SO(4) multiplet is heavy, the other must necessarily be light and is the one which determines the exclusions in this part of the parameter space. When the 4-plet is light the $X_{5/3}$ is always among the lightest states. Due to level repulsion effects, if the singlet \tilde{T} is relatively close in mass to the 4-plet, the lightest state can be the $X_{2/3}$ and not the $X_{5/3}$. However, even in these regions of the parameter space the strongest bounds usually come from the $X_{5/3}$ searches.

The present exclusions for $\xi = 0.1$ are shown in figure 11 in the plane $(m_{X_{5/3}}, \sin \phi_L)$ for the choice $c = 0$. The current LHC data can already exclude a non-negligible part of the parameter space, although configurations with minimal amount of tuning are still allowed. It is interesting to notice that, if we only rely on pair production, the bounds become quite mild, basically disappearing in the regions with a light singlet and a heavy 4-plet ($m_{X_{5/3}} \gtrsim 1$ TeV). The drastic change in the bounds coming from the inclusion of single production can be understood as follows. In the configurations with a light singlet, the mass of the \tilde{T} resonance depends only mildly on the $m_{X_{5/3}}$ parameter (see figure 10) and is slightly above the current pair-production bound. The mild increase in the bound coming from single production searches (of order 200 GeV) is thus enough to exclude all these configurations.

It must be stressed that the single-production bound strongly depends on the $W\tilde{T}b_L$ coupling. As a consequence, it is sensitive to the value of the c parameter. The change in the bounds for different values of c , namely $c = 0, 1, -1$, is shown in figure 12. From the explicit results one can see that the impact of an order one variation in c can significantly affect the exclusion bounds. It must be noticed, however, that the direct bounds coming from single (and pair) production in the configurations with a light singlet are currently barely competitive with the indirect ones coming from the measurement of the V_{tb} CKM element. The 95% exclusion contours, corresponding to $\delta V_{tb} = 0.043$ are shown by the red

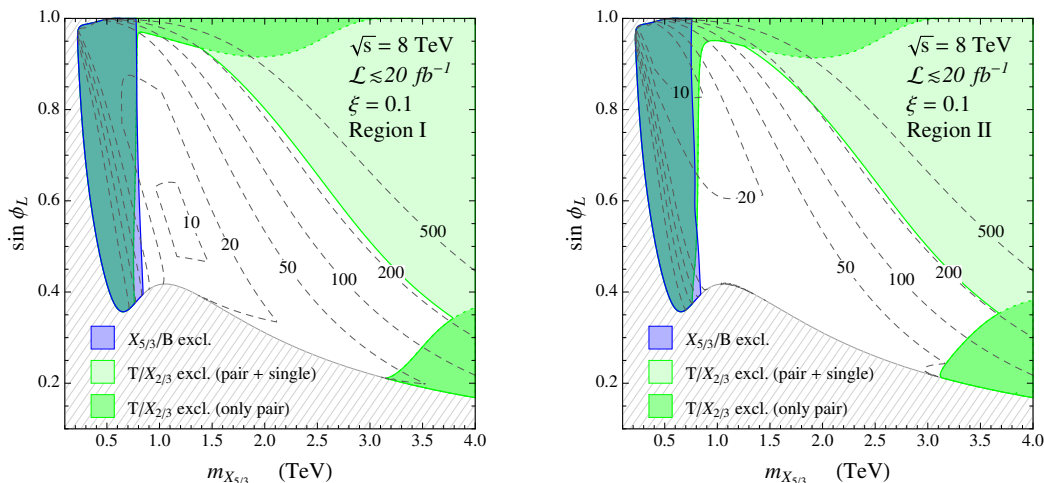


Figure 11. Exclusion bounds in the 2-site model with $\xi = 0.1$ and $c = 0$ for the 8 TeV LHC data. The left (right) panel corresponds to the Region I (Region II) of the parameter space. The blue and green region are excluded by the searches for the exotic $X_{5/3}$ and the charge-2/3 resonances respectively. The darker green region shows the exclusions on the charge-2/3 states if only pair production is taken into account, while the estimates of additional constraints from single production are shown by the light green area. The dashed contours show the amount of tuning Δ estimated by using eq. (4.5).

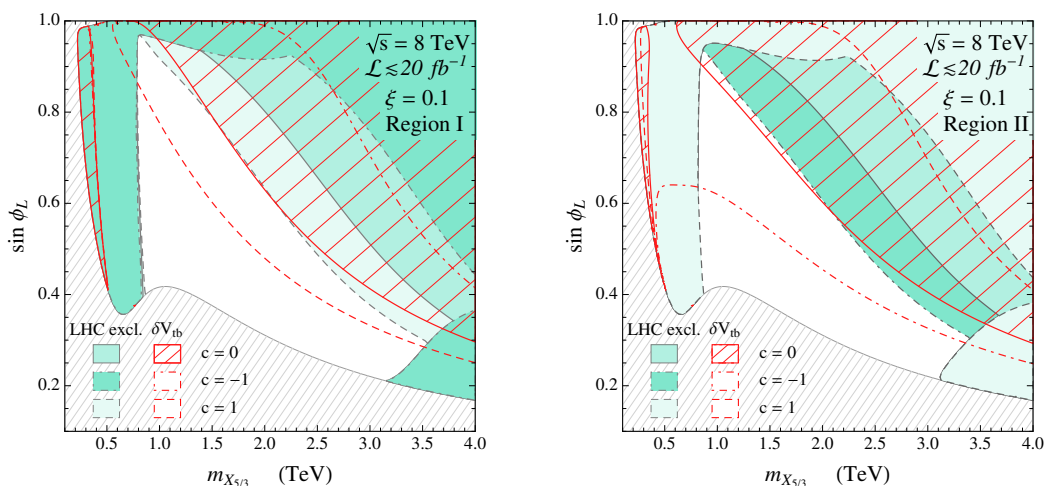


Figure 12. Exclusion bounds in the 2-site model with $\xi = 0.1$ coming from the 8 TeV LHC data for different values of $c = 0, 1, -1$. The green regions show the bounds coming from the direct searches, while the red contours show the 95% CL constraints coming from the V_{tb} measurement.

contours in figure 12. At the next LHC runs, on the other hand, the improvement in the direct searches will make the corresponding exclusions stronger than the indirect ones.

As shown in figure 13, the 13 TeV LHC run with $\mathcal{L} = 20 \text{ fb}^{-1}$ will be enough to cover almost completely the $\xi = 0.1$ parameter space. In this case single production does not give a significant improvement in the bounds for $c = 0$. It can be checked that a mild improvement is instead expected for $c = \pm 1$.

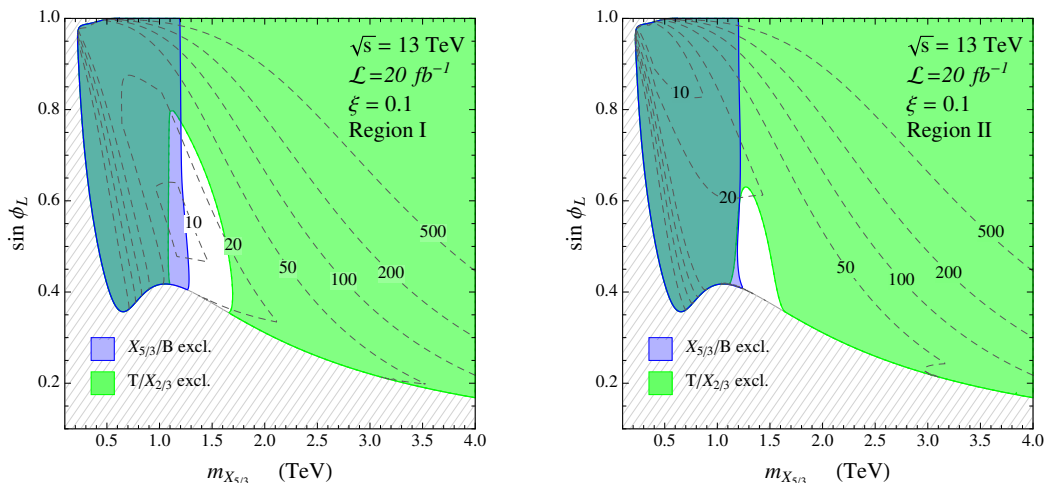


Figure 13. Expected exclusion bounds in the 2-site model with $\xi = 0.1$ and $c = 0$ for the 13 TeV LHC run with $\mathcal{L} = 20 \text{ fb}^{-1}$ integrated luminosity. For further details see caption of figure 11.

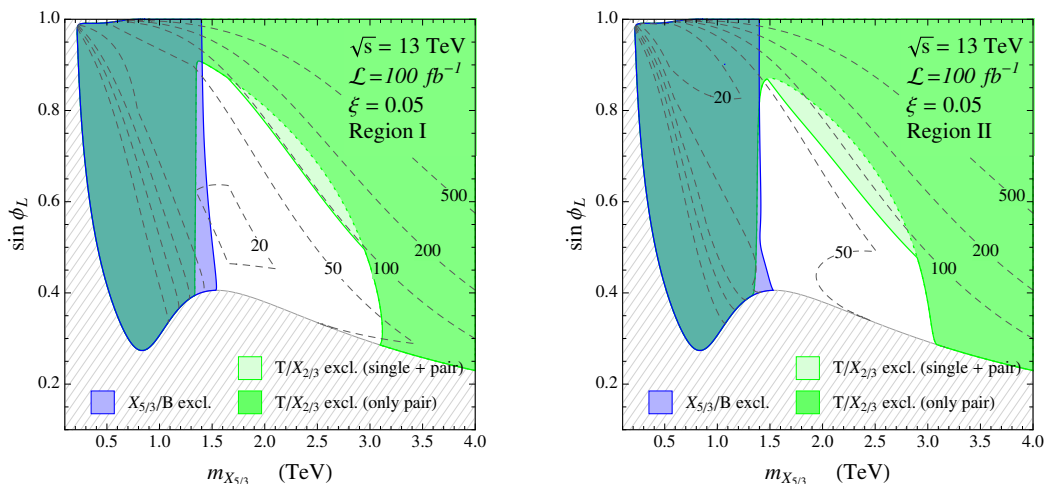


Figure 14. Expected exclusion bounds in the 2-site model with $\xi = 0.05$ and $c = 0$ for the 13 TeV LHC data with $\mathcal{L} = 100 \text{ fb}^{-1}$ integrated luminosity. For further details see caption of figure 11.

The expected 13 TeV LHC exclusion on the configurations with $\xi = 0.05$ and $c = 0$ is presented in figure 14. As for the $\xi = 0.1$ case, the addition of single-production searches for the charge-2/3 states can significantly improve the bounds, especially at relatively low integrated luminosity. For this value of ξ , a significant part of the parameter space will still be allowed with $\mathcal{L} = 100 \text{ fb}^{-1}$ integrated luminosity, including configurations with minimal tuning $\Delta \sim 1/\xi \sim 20$.

Finally in figure 15 we show the maximal value of the mass of the lightest top partner as a function of ξ . This plot allows to translate the direct exclusion bounds into an upper bound on ξ . The current and expected future pair production exclusions (denoted by the gray bands in the figure) show that at the end of the LHC program configurations with $\xi \lesssim 0.05$ will be completely probed.

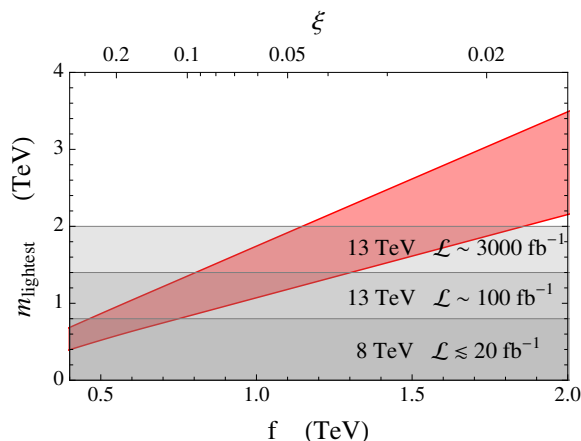


Figure 15. Maximal value of the mass of the lightest fermionic partner in the $5 + 5$ 2-site model as a function of f . The red band is obtained by assuming that the relation in eq. (4.4) is valid with 20% accuracy. The gray bands correspond to the present and expected universal bounds coming from pair production searches.

5 Conclusions

In this paper we introduced and analyzed some benchmark models for top partners in an effective field theory description of the composite Higgs scenarios, with the aim of visualizing in a concrete context the impact of the current exclusions and the expected reach of future searches. We considered four simplified models in which only one light $SO(4)$ multiplet of composite resonances is present, whereas other composite states, namely additional scalars and vector fields, are assumed to be sufficiently heavy so that they have a small impact on the collider phenomenology of the top partners.¹³ The structure of the models is completely determined by the quantum numbers of the composite multiplet and does not rely on any extra assumption. They are thus representative of a wide class of explicit models. In addition we also analyzed a more complete 2-site set-up in which, thanks to a collective breaking mechanism, the Higgs potential is partially calculable, thus providing a link between the masses of the composite resonances, the Higgs mass and ξ .

The present bounds from the 8 TeV LHC data mainly come from the QCD pair production channel and imply an absolute lower bound on the mass of top partners $M_\Psi \gtrsim 800$ GeV. The inclusion of single production can slightly improve the bound raising it to $M_\Psi \gtrsim 1$ TeV. It must be noticed that, in the case of $SO(4)$ singlet resonances, the size of the single production coupling is strongly related to the size of the deviations in the V_{tb} CKM matrix element. The region of the parameter space with sizable single production can thus be also indirectly constrained from the measurements of V_{tb} . At present the indirect constraints are dominant with respect to the direct LHC single production searches. In the 13 TeV LHC run, instead, direct searches are expected to have a better reach than

¹³Models of this kind can be easily realized within holographic extra-dimensional scenarios [11, 24, 60]. In simple UV completions in terms of weakly coupled constituents there could however be some difficulties in obtaining this kind of spectrum (see for instance ref. [61, 62]).

indirect probes. The 8 TeV LHC bounds do not put a strong Naturalness pressure on the effective models, since configurations with small tuning $\Delta \sim 10$ are still allowed.

In the case of no new-physics signal, the 13 TeV LHC run is expected to substantially improve the bounds. The universal constraint from pair production will exceed the $M_\Psi \simeq 1$ TeV level in the first run 2 phase (with an integrated luminosity $\mathcal{L} \simeq 20 \text{ fb}^{-1}$) and could probe masses up to $M_\Psi \simeq 2$ TeV at the end of the high-luminosity phase. Single production will also have a significant impact on the exclusions allowing to test resonances with masses in the $M_\Psi \sim 3$ TeV range. In the light SO(4) fourplet scenario, configurations with small tuning $\Delta \lesssim 10$ will be completely tested with $\mathcal{L} \sim 20 \text{ fb}^{-1}$ integrated luminosity. Comparable exclusions for a light singlet will instead require $\mathcal{L} \sim 100 \text{ fb}^{-1}$. The end of the LHC program, on the other hand, is expected to push the lower bound on the tuning to the $\Delta \sim 20 - 50$ region.

Similar conclusions are found in the 2-site scenario. In this case the bound on the resonance masses can be translated into a lower bound on ξ . At present a sizable part of the parameter space with $\xi = 0.1$ is still allowed, including, in particular, configurations with minimal tuning $\Delta \sim 1/\xi = 10$. All these configurations will be probed at the 13 TeV run with $\mathcal{L} \sim 20 \text{ fb}^{-1}$. The high-luminosity LHC run will instead cover all the configurations with $\xi \gtrsim 0.05$, implying a minimal amount of tuning $\Delta \gtrsim 20$.

In short, our conclusion is that current limits from the negative searches of top partners are not strong enough to put the idea of a reasonably “Natural” composite Higgs in trouble. Parameter space regions with $\Delta \lesssim 10$ are allowed in all models and this level of tuning is comparable with the one that is implied, in a rather model-independent way, by the present bounds from Higgs coupling measurements. However while the latter is not expected to improve significantly in the next few years, top partners direct searches will enormously extend their reach with the 13 TeV LHC run. We saw that a limited luminosity at 13 TeV, from around 20 fb^{-1} in the most favorable cases to around 100 fb^{-1} in the less favorable ones, will be sufficient to probe levels of tuning deep in the $\Delta > 10$ region. If no significant excess will be seen, top partners direct searches will soon be singled out as the strongest bounds on the composite Higgs scenario.

If this will be the case, asking if and how plausibly (i.e., at what price in terms of model-building complication) the bound on Δ from negative top partners searches could be eluded will become a relevant question. This could occur either if the top partners are light but evade the bounds because they are hard to detect (see ref. [63] for a recent attempt), or if they are heavy but their mass, contrary to the generic expectation outlined in the Introduction, is not directly linked to the level of tuning of the theory. We do have examples of composite Higgs constructions, based on the so-called “Twin Higgs” mechanism [64, 65], in which the latter option is realized [66–68]. Searching for alternatives to the twin Higgs mechanism, identifying the possible microscopic origin of the twin Higgs symmetry and of its breaking and studying the phenomenological manifestation of these scenarios [69], aside from heavy QCD- and EW-charged resonances beyond the reach of the LHC, are topics that will be worth exploring.

Acknowledgments

We thank A. David and J. Shu for useful discussions. G.P. thanks CERN for hospitality during the completion of this work. The work of G.P. has been partially supported by the Spanish Ministry MINECO under grants FPA2014-55613-P, FPA2013-44773-P, and FPA2011-25948, by the Generalitat de Catalunya grant 2014-SGR-1450 and by the Severo Ochoa excellence program of MINECO (grant SO-2012-0234). A.W. acknowledges the MIUR-FIRB grant RBFR12H1MW and the ERC Advanced Grant no. 267985 (DaMeSyFla).

A Derivation of the bounds

In this appendix we briefly summarize the procedure used to derive the limits on the resonance masses. For this task we recast the results of ref. [46], with only minor differences due to the use of the latest LHC data. The searches for exotic $X_{5/3}$ resonances and for charge 2/3 states are based on different decay channels, thus require slightly different approaches. We will consider them separately in the following.

As a first case we consider the searches for the exotic $X_{5/3}$ states. The conservation of the electric charge forces this resonance to decay exclusively through the channel $X_{5/3} \rightarrow Wt$. Being part of an $SO(4)$ 4-plet, the $X_{5/3}$ resonance has a leading coupling only to the t_R component, while the coupling with the t_L is generated only after EW symmetry breaking and is thus suppressed by additional v/f factors. The run 1 LHC searches exploit the pair production channel and are mainly focused on final states with a pair of same-sign leptons. Currently the strongest bound $m_{X_{5/3}} > 880$ GeV can be inferred from the CMS search in ref. [70]. Although this search is focused on pair-produced fermionic resonances with charge $-1/3$, it is expected to apply also for the $X_{5/3}$ state since both resonances lead to the same final states with somewhat similar kinematics (see ref. [27] for a more detailed discussion). For our purposes, however, the CMS analysis of ref. [70] is too complex to be recast, since it combines several final states (the most relevant being same-sign dileptons, leptons plus jets and multileptons) and relies on kinematic distributions. A simpler search strategy, based on a cut-and-count analysis in same-sign lepton final states, was instead used in some previous experimental works by CMS [71] and ATLAS [72] achieving an exclusion limit $m_{X_{5/3}} > 770$ GeV.¹⁴ These analyses can be more easily recast for our purposes as done in ref. [46]. In particular the recast allows to straightforwardly take into account the additional signal contributions coming from single production of the exotic $X_{5/3}$ resonance and from pair production of the B partner.¹⁵

To estimate the future exclusion reach we instead started from the analysis of ref. [74], which performs a study of the $X_{5/3}$ searches in the dilepton channel at the 14 TeV LHC. In this case the single production contribution to the signal has been estimated by assuming a reconstruction efficiency equal to 50% of the pair production one. This assumption is

¹⁴Notice that this limit is similar to the one obtained in the recent CMS analysis by using exclusively the same-sign dilepton channel, as can be seen from figure 11 of ref. [70].

¹⁵An alternative search strategy for the $X_{5/3}$ and B resonances, which also focuses on the single production channels, has been presented in ref. [73].

supported by the fact that the current ATLAS search in ref. [72] shows a similar relation between single and pair production efficiency [46].

The exclusion bounds from our recast are summarized in figure 3, 4 and 10 of ref. [46] and show how the limits depend on the main single production coupling $WX_{5/3}t_R$. We used these results to derive the bounds discussed in the main text.

Let us now discuss the analysis for the charge 2/3 resonances. The current experimental exclusions obtained by the ATLAS [75] and CMS [76] collaborations are only based on the pair production channel and are reported as a function of the three branching ratios $BR(\tilde{T} \rightarrow Wb)$, $BR(\tilde{T} \rightarrow Zt)$ and $BR(\tilde{T} \rightarrow ht)$. The strongest exclusions come from the ATLAS analysis and range between 730 GeV and 950 GeV. In particular for a singlet resonance ($BR(\tilde{T} \rightarrow Wb) \simeq 2BR(\tilde{T} \rightarrow Zt) \simeq 2BR(\tilde{T} \rightarrow ht) \simeq 1/2$) the current bound is $m_{\tilde{T}} > 790$ GeV and is roughly comparable with the present bound on the $X_{5/3}$ states.

The experimental analyses can not be easily adapted to the single-production channels and no estimate of its impact on the exclusions has been presented so far by the experimental collaborations.¹⁶ A few theoretical analyses are however present in the literature. They mostly focus on single decay channels, namely $\tilde{T} \rightarrow Zt$ [78, 79], $\tilde{T} \rightarrow ht$ [80, 81] and $\tilde{T} \rightarrow Wb$ [82–84], with the exception of ref. [85] which considers a combination of $\tilde{T} \rightarrow Wb$ and $\tilde{T} \rightarrow ht$.

Following ref. [46], for our analysis we performed a simple recast of the search in the Wb channel proposed in ref. [82]. The 8 TeV limits have been straightforwardly adapted by reconstructing the number of signal events required for the exclusion ($S_{\text{exc}} = 26$) and the cut efficiency. The extension to the 13 TeV case, instead, has been done by naively assuming that S_{exc} and the cut efficiency are the same as the ones at 8 TeV.

The results we obtained for the run 1 LHC exclusions are in fair agreement with the limits derived in ref. [85], which also exploits the Wb channel. Some discrepancy is instead present in the comparison with ref. [84], whose bounds on the $W\tilde{T}b_L$ coupling as a function of the \tilde{T} mass are roughly a factor 2 weaker. The bounds coming from the Zt and ht channels, on the other hand, seem consistently weaker than the ones from the Wb channel, although a significant spread in the results (especially for large \tilde{T} masses) is present among the various estimates.

Open Access. This article is distributed under the terms of the Creative Commons Attribution License ([CC-BY 4.0](https://creativecommons.org/licenses/by/4.0/)), which permits any use, distribution and reproduction in any medium, provided the original author(s) and source are credited.

References

- [1] R. Contino, *The Higgs as a composite Nambu-Goldstone boson*, [arXiv:1005.4269](https://arxiv.org/abs/1005.4269) [[INSPIRE](https://inspirehep.net/literature/87081)].
- [2] G. Panico and A. Wulzer, *The composite Nambu-Goldstone Higgs*, *Lect. Notes Phys.* **913** (2016) 1 [[arXiv:1506.01961](https://arxiv.org/abs/1506.01961)] [[INSPIRE](https://inspirehep.net/literature/137133)].

¹⁶An experimental study that includes the single production channel has been presented in ref. [77]. However, the values of the single production coupling considered in the analysis are too small to have an impact on the exclusions, so that the result can not be used to derive a bound on the single production channel.

- [3] B. Bellazzini, C. Csáki and J. Serra, *Composite Higgses*, *Eur. Phys. J. C* **74** (2014) 2766 [[arXiv:1401.2457](#)] [[INSPIRE](#)].
- [4] D.B. Kaplan and H. Georgi, *SU(2) × U(1) breaking by vacuum misalignment*, *Phys. Lett. B* **136** (1984) 183 [[INSPIRE](#)].
- [5] D.B. Kaplan, H. Georgi and S. Dimopoulos, *Composite Higgs scalars*, *Phys. Lett. B* **136** (1984) 187 [[INSPIRE](#)].
- [6] H. Georgi, D.B. Kaplan and P. Galison, *Calculation of the composite Higgs mass*, *Phys. Lett. B* **143** (1984) 152 [[INSPIRE](#)].
- [7] T. Banks, *Constraints on SU(2) × U(1) breaking by vacuum misalignment*, *Nucl. Phys. B* **243** (1984) 125 [[INSPIRE](#)].
- [8] H. Georgi and D.B. Kaplan, *Composite Higgs and custodial SU(2)*, *Phys. Lett. B* **145** (1984) 216 [[INSPIRE](#)].
- [9] M.J. Dugan, H. Georgi and D.B. Kaplan, *Anatomy of a composite Higgs model*, *Nucl. Phys. B* **254** (1985) 299 [[INSPIRE](#)].
- [10] S. Dimopoulos and J. Preskill, *Massless composites with massive constituents*, *Nucl. Phys. B* **199** (1982) 206 [[INSPIRE](#)].
- [11] K. Agashe, R. Contino and A. Pomarol, *The minimal composite Higgs model*, *Nucl. Phys. B* **719** (2005) 165 [[hep-ph/0412089](#)] [[INSPIRE](#)].
- [12] D.B. Kaplan, *Flavor at SSC energies: a new mechanism for dynamically generated fermion masses*, *Nucl. Phys. B* **365** (1991) 259 [[INSPIRE](#)].
- [13] O. Matsedonskyi, *On flavour and naturalness of composite Higgs models*, *JHEP* **02** (2015) 154 [[arXiv:1411.4638](#)] [[INSPIRE](#)].
- [14] G. Cacciapaglia, H. Cai, T. Flacke, S.J. Lee, A. Parolini and H. Serôdio, *Anarchic Yukawas and top partial compositeness: the flavour of a successful marriage*, *JHEP* **06** (2015) 085 [[arXiv:1501.03818](#)] [[INSPIRE](#)].
- [15] M. Redi and A. Weiler, *Flavor and CP invariant composite Higgs models*, *JHEP* **11** (2011) 108 [[arXiv:1106.6357](#)] [[INSPIRE](#)].
- [16] R. Barbieri, D. Buttazzo, F. Sala and D.M. Straub, *Flavour physics from an approximate U(2)³ symmetry*, *JHEP* **07** (2012) 181 [[arXiv:1203.4218](#)] [[INSPIRE](#)].
- [17] M. Redi, *Composite MFV and beyond*, *Eur. Phys. J. C* **72** (2012) 2030 [[arXiv:1203.4220](#)] [[INSPIRE](#)].
- [18] C. Delaunay, O. Gedalia, S.J. Lee, G. Perez and E. Ponton, *Ultra visible warped model from flavor triviality and improved naturalness*, *Phys. Rev. D* **83** (2011) 115003 [[arXiv:1007.0243](#)] [[INSPIRE](#)].
- [19] C. Delaunay, O. Gedalia, S.J. Lee, G. Perez and E. Ponton, *Extraordinary phenomenology from warped flavor triviality*, *Phys. Lett. B* **703** (2011) 486 [[arXiv:1101.2902](#)] [[INSPIRE](#)].
- [20] L. Da Rold, C. Delaunay, C. Grojean and G. Perez, *Up asymmetries from exhilarated composite flavor structures*, *JHEP* **02** (2013) 149 [[arXiv:1208.1499](#)] [[INSPIRE](#)].
- [21] C. Delaunay, C. Grojean and G. Perez, *Modified Higgs physics from composite light flavors*, *JHEP* **09** (2013) 090 [[arXiv:1303.5701](#)] [[INSPIRE](#)].

- [22] M. Redi, V. Sanz, M. de Vries and A. Weiler, *Strong signatures of right-handed compositeness*, *JHEP* **08** (2013) 008 [[arXiv:1305.3818](#)] [[INSPIRE](#)].
- [23] C. Delaunay, T. Flacke, J. Gonzalez-Fraile, S.J. Lee, G. Panico and G. Perez, *Light non-degenerate composite partners at the LHC*, *JHEP* **02** (2014) 055 [[arXiv:1311.2072](#)] [[INSPIRE](#)].
- [24] R. Contino, L. Da Rold and A. Pomarol, *Light custodians in natural composite Higgs models*, *Phys. Rev. D* **75** (2007) 055014 [[hep-ph/0612048](#)] [[INSPIRE](#)].
- [25] R. Contino and G. Servant, *Discovering the top partners at the LHC using same-sign dilepton final states*, *JHEP* **06** (2008) 026 [[arXiv:0801.1679](#)] [[INSPIRE](#)].
- [26] J.A. Aguilar-Saavedra, *Identifying top partners at LHC*, *JHEP* **11** (2009) 030 [[arXiv:0907.3155](#)] [[INSPIRE](#)].
- [27] J. Mrazek and A. Wulzer, *A strong sector at the LHC: top partners in same-sign dileptons*, *Phys. Rev. D* **81** (2010) 075006 [[arXiv:0909.3977](#)] [[INSPIRE](#)].
- [28] A. De Simone, O. Matsedonskyi, R. Rattazzi and A. Wulzer, *A first top partner hunter's guide*, *JHEP* **04** (2013) 004 [[arXiv:1211.5663](#)] [[INSPIRE](#)].
- [29] F. del Aguila, M. Pérez-Victoria and J. Santiago, *Effective description of quark mixing*, *Phys. Lett. B* **492** (2000) 98 [[hep-ph/0007160](#)] [[INSPIRE](#)].
- [30] F. del Aguila, M. Pérez-Victoria and J. Santiago, *Observable contributions of new exotic quarks to quark mixing*, *JHEP* **09** (2000) 011 [[hep-ph/0007316](#)] [[INSPIRE](#)].
- [31] J.A. Aguilar-Saavedra, R. Benbrik, S. Heinemeyer and M. Pérez-Victoria, *Handbook of vectorlike quarks: mixing and single production*, *Phys. Rev. D* **88** (2013) 094010 [[arXiv:1306.0572](#)] [[INSPIRE](#)].
- [32] M. Perelstein, M.E. Peskin and A. Pierce, *Top quarks and electroweak symmetry breaking in little Higgs models*, *Phys. Rev. D* **69** (2004) 075002 [[hep-ph/0310039](#)] [[INSPIRE](#)].
- [33] T. Han, H.E. Logan, B. McElrath and L.-T. Wang, *Phenomenology of the little Higgs model*, *Phys. Rev. D* **67** (2003) 095004 [[hep-ph/0301040](#)] [[INSPIRE](#)].
- [34] J. Berger, J. Hubisz and M. Perelstein, *A fermionic top partner: naturalness and the LHC*, *JHEP* **07** (2012) 016 [[arXiv:1205.0013](#)] [[INSPIRE](#)].
- [35] J. Kearney, A. Pierce and J. Thaler, *Exotic top partners and little Higgs*, *JHEP* **10** (2013) 230 [[arXiv:1306.4314](#)] [[INSPIRE](#)].
- [36] N. Arkani-Hamed, A.G. Cohen, E. Katz and A.E. Nelson, *The littlest Higgs*, *JHEP* **07** (2002) 034 [[hep-ph/0206021](#)] [[INSPIRE](#)].
- [37] C. Bini, R. Contino and N. Vignaroli, *Heavy-light decay topologies as a new strategy to discover a heavy gluon*, *JHEP* **01** (2012) 157 [[arXiv:1110.6058](#)] [[INSPIRE](#)].
- [38] O. Matsedonskyi, F. Riva and T. Vantalón, *Composite charge 8/3 resonances at the LHC*, *JHEP* **04** (2014) 059 [[arXiv:1401.3740](#)] [[INSPIRE](#)].
- [39] D. Greco and D. Liu, *Hunting composite vector resonances at the LHC: naturalness facing data*, *JHEP* **12** (2014) 126 [[arXiv:1410.2883](#)] [[INSPIRE](#)].
- [40] M. Chala and J. Santiago, *$Hb\bar{b}$ production in composite Higgs models*, *Phys. Rev. D* **88** (2013) 035010 [[arXiv:1305.1940](#)] [[INSPIRE](#)].

- [41] M. Chala, J. Juknevich, G. Perez and J. Santiago, *The elusive gluon*, *JHEP* **01** (2015) 092 [[arXiv:1411.1771](#)] [[INSPIRE](#)].
- [42] A. Azatov, D. Chowdhury, D. Ghosh and T.S. Ray, *Same sign di-lepton candles of the composite gluons*, *JHEP* **08** (2015) 140 [[arXiv:1505.01506](#)] [[INSPIRE](#)].
- [43] J.P. Araque, N.F. Castro and J. Santiago, *Interpretation of vector-like quark searches: heavy gluons in composite Higgs models*, *JHEP* **11** (2015) 120 [[arXiv:1507.05628](#)] [[INSPIRE](#)].
- [44] M. Buchkremer, G. Cacciapaglia, A. Deandrea and L. Panizzi, *Model independent framework for searches of top partners*, *Nucl. Phys. B* **876** (2013) 376 [[arXiv:1305.4172](#)] [[INSPIRE](#)].
- [45] D. Barducci et al., *Framework for model independent analyses of multiple extra quark scenarios*, *JHEP* **12** (2014) 080 [[arXiv:1405.0737](#)] [[INSPIRE](#)].
- [46] O. Matsedonskyi, G. Panico and A. Wulzer, *On the interpretation of top partners searches*, *JHEP* **12** (2014) 097 [[arXiv:1409.0100](#)] [[INSPIRE](#)].
- [47] O. Matsedonskyi, G. Panico and A. Wulzer, *Light top partners for a light composite Higgs*, *JHEP* **01** (2013) 164 [[arXiv:1204.6333](#)] [[INSPIRE](#)].
- [48] G. Panico, M. Redi, A. Tesi and A. Wulzer, *On the tuning and the mass of the composite Higgs*, *JHEP* **03** (2013) 051 [[arXiv:1210.7114](#)] [[INSPIRE](#)].
- [49] ATLAS collaboration, *Constraints on new phenomena via Higgs boson couplings and invisible decays with the ATLAS detector*, *JHEP* **11** (2015) 206 [[arXiv:1509.00672](#)] [[INSPIRE](#)].
- [50] R. Barbieri and G.F. Giudice, *Upper bounds on supersymmetric particle masses*, *Nucl. Phys. B* **306** (1988) 63 [[INSPIRE](#)].
- [51] S.R. Coleman, J. Wess and B. Zumino, *Structure of phenomenological Lagrangians. 1*, *Phys. Rev.* **177** (1969) 2239 [[INSPIRE](#)].
- [52] C.G. Callan Jr., S.R. Coleman, J. Wess and B. Zumino, *Structure of phenomenological Lagrangians. 2*, *Phys. Rev.* **177** (1969) 2247 [[INSPIRE](#)].
- [53] G.F. Giudice, C. Grojean, A. Pomarol and R. Rattazzi, *The strongly-interacting light Higgs*, *JHEP* **06** (2007) 045 [[hep-ph/0703164](#)] [[INSPIRE](#)].
- [54] C. Grojean, O. Matsedonskyi and G. Panico, *Light top partners and precision physics*, *JHEP* **10** (2013) 160 [[arXiv:1306.4655](#)] [[INSPIRE](#)].
- [55] PARTICLE DATA GROUP collaboration, K.A. Olive et al., *Review of particle physics*, *Chin. Phys. C* **38** (2014) 090001 [[INSPIRE](#)].
- [56] G. Panico and A. Wulzer, *The discrete composite Higgs model*, *JHEP* **09** (2011) 135 [[arXiv:1106.2719](#)] [[INSPIRE](#)].
- [57] S. De Curtis, M. Redi and A. Tesi, *The 4D composite Higgs*, *JHEP* **04** (2012) 042 [[arXiv:1110.1613](#)] [[INSPIRE](#)].
- [58] D. Marzocca, M. Serone and J. Shu, *General composite Higgs models*, *JHEP* **08** (2012) 013 [[arXiv:1205.0770](#)] [[INSPIRE](#)].
- [59] A. Pomarol and F. Riva, *The composite Higgs and light resonance connection*, *JHEP* **08** (2012) 135 [[arXiv:1205.6434](#)] [[INSPIRE](#)].
- [60] G. Panico, M. Safari and M. Serone, *Simple and realistic composite Higgs models in flat extra dimensions*, *JHEP* **02** (2011) 103 [[arXiv:1012.2875](#)] [[INSPIRE](#)].

- [61] J. Kuti, *The Higgs particle and the lattice*, [PoS\(LATTICE 2013\)004](#) [[INSPIRE](#)].
- [62] T. DeGrand, *Lattice tests of beyond standard model dynamics*, [arXiv:1510.05018](#) [[INSPIRE](#)].
- [63] J. Serra, *Beyond the minimal top partner decay*, *JHEP* **09** (2015) 176 [[arXiv:1506.05110](#)] [[INSPIRE](#)].
- [64] Z. Chacko, H.-S. Goh and R. Harnik, *The twin Higgs: natural electroweak breaking from mirror symmetry*, *Phys. Rev. Lett.* **96** (2006) 231802 [[hep-ph/0506256](#)] [[INSPIRE](#)].
- [65] Z. Chacko, H.-S. Goh and R. Harnik, *A twin Higgs model from left-right symmetry*, *JHEP* **01** (2006) 108 [[hep-ph/0512088](#)] [[INSPIRE](#)].
- [66] M. Geller and O. Telem, *Holographic twin Higgs model*, *Phys. Rev. Lett.* **114** (2015) 191801 [[arXiv:1411.2974](#)] [[INSPIRE](#)].
- [67] R. Barbieri, D. Greco, R. Rattazzi and A. Wulzer, *The composite twin Higgs scenario*, *JHEP* **08** (2015) 161 [[arXiv:1501.07803](#)] [[INSPIRE](#)].
- [68] M. Low, A. Tesi and L.-T. Wang, *Twin Higgs mechanism and a composite Higgs boson*, *Phys. Rev. D* **91** (2015) 095012 [[arXiv:1501.07890](#)] [[INSPIRE](#)].
- [69] N. Craig, A. Katz, M. Strassler and R. Sundrum, *Naturalness in the dark at the LHC*, *JHEP* **07** (2015) 105 [[arXiv:1501.05310](#)] [[INSPIRE](#)].
- [70] CMS collaboration, *Search for pair-produced vector-like B quarks in proton-proton collisions at $\sqrt{s} = 8$ TeV*, [arXiv:1507.07129](#) [[INSPIRE](#)].
- [71] CMS collaboration, *Search for top-quark partners with charge 5/3 in the same-sign dilepton final state*, [CMS-PAS-B2G-12-012](#), CERN, Geneva Switzerland (2012) [*Phys. Rev. Lett.* **112** (2014) 171801] [[arXiv:1312.2391](#)] [[INSPIRE](#)].
- [72] ATLAS collaboration, *Search for anomalous production of events with same-sign dileptons and b jets in 14.3 fb^{-1} of pp collisions at $\sqrt{s} = 8$ TeV with the ATLAS detector*, [ATLAS-CONF-2013-051](#), CERN, Geneva Switzerland (2013).
- [73] M. Backović, T. Flacke, S.J. Lee and G. Perez, *LHC top partner searches beyond the 2 TeV mass region*, *JHEP* **09** (2015) 022 [[arXiv:1409.0409](#)] [[INSPIRE](#)].
- [74] A. Avetisyan and T. Bose, *Search for top partners with charge $5e/3$* , [arXiv:1309.2234](#) [[INSPIRE](#)].
- [75] ATLAS collaboration, *Search for production of vector-like quark pairs and of four top quarks in the lepton-plus-jets final state in pp collisions at $\sqrt{s} = 8$ TeV with the ATLAS detector*, *JHEP* **08** (2015) 105 [[arXiv:1505.04306](#)] [[INSPIRE](#)].
- [76] CMS collaboration, *Inclusive search for a vector-like T quark with charge 2/3 in pp collisions at $\sqrt{s} = 8$ TeV*, *Phys. Lett. B* **729** (2014) 149 [[arXiv:1311.7667](#)] [[INSPIRE](#)].
- [77] ATLAS collaboration, *Analysis of events with b-jets and a pair of leptons of the same charge in pp collisions at $\sqrt{s} = 8$ TeV with the ATLAS detector*, *JHEP* **10** (2015) 150 [[arXiv:1504.04605](#)] [[INSPIRE](#)].
- [78] L. Basso and J. Andrea, *Discovery potential for $T' \rightarrow tZ$ in the trilepton channel at the LHC*, *JHEP* **02** (2015) 032 [[arXiv:1411.7587](#)] [[INSPIRE](#)].
- [79] J. Reuter and M. Tonini, *Top partner discovery in the $T \rightarrow tZ$ channel at the LHC*, *JHEP* **01** (2015) 088 [[arXiv:1409.6962](#)] [[INSPIRE](#)].

- [80] N. Vignaroli, *Early discovery of top partners and test of the Higgs nature*, *Phys. Rev. D* **86** (2012) 075017 [[arXiv:1207.0830](#)] [[INSPIRE](#)].
- [81] M. Endo, K. Hamaguchi, K. Ishikawa and M. Stoll, *Reconstruction of vector-like top partner from fully hadronic final states*, *Phys. Rev. D* **90** (2014) 055027 [[arXiv:1405.2677](#)] [[INSPIRE](#)].
- [82] N.G. Ortiz, J. Ferrando, D. Kar and M. Spannowsky, *Reconstructing singly produced top partners in decays to Wb* , *Phys. Rev. D* **90** (2014) 075009 [[arXiv:1403.7490](#)] [[INSPIRE](#)].
- [83] B. Gripaios, T. Müller, M.A. Parker and D. Sutherland, *Search strategies for top partners in composite Higgs models*, *JHEP* **08** (2014) 171 [[arXiv:1406.5957](#)] [[INSPIRE](#)].
- [84] A. Andreazza et al., *What next: white paper of the INFN-CSN1, Frascati Phys. Ser.* **60** (2015) 1 [[INSPIRE](#)].
- [85] J. Li, D. Liu and J. Shu, *Towards the fate of natural composite Higgs model through single t' search at the 8 TeV LHC*, *JHEP* **11** (2013) 047 [[arXiv:1306.5841](#)] [[INSPIRE](#)].