

Search for additional neutral MSSM Higgs bosons in the $\tau\tau$ final state in proton-proton collisions at $\sqrt{s} = 13$ TeV



The CMS collaboration

E-mail: cms-publication-committee-chair@cern.ch

ABSTRACT: A search is presented for additional neutral Higgs bosons in the $\tau\tau$ final state in proton-proton collisions at the LHC. The search is performed in the context of the minimal supersymmetric extension of the standard model (MSSM), using the data collected with the CMS detector in 2016 at a center-of-mass energy of 13 TeV, corresponding to an integrated luminosity of 35.9 fb^{-1} . To enhance the sensitivity to neutral MSSM Higgs bosons, the search includes production of the Higgs boson in association with b quarks. No significant deviation above the expected background is observed. Model-independent limits at 95% confidence level (CL) are set on the product of the branching fraction for the decay into τ leptons and the cross section for the production via gluon fusion or in association with b quarks. These limits range from 18 pb at 90 GeV to 3.5 fb at 3.2 TeV for gluon fusion and from 15 pb (at 90 GeV) to 2.5 fb (at 3.2 TeV) for production in association with b quarks, assuming a narrow width resonance. In the $m_h^{\text{mod}+}$ scenario these limits translate into a 95% CL exclusion of $\tan\beta > 6$ for neutral Higgs boson masses below 250 GeV, where $\tan\beta$ is the ratio of the vacuum expectation values of the neutral components of the two Higgs doublets. The 95% CL exclusion contour reaches 1.6 TeV for $\tan\beta = 60$.

KEYWORDS: Beyond Standard Model, Hadron-Hadron scattering (experiments), Higgs physics, Tau Physics

ARXIV EPRINT: [1803.06553](https://arxiv.org/abs/1803.06553)

Contents

1	Introduction	1
2	The CMS detector	3
3	Event reconstruction	4
4	Event selection and categorization	6
5	Event simulation and background estimation	9
5.1	Event simulation	9
5.2	Backgrounds estimated from data	11
5.2.1	Background estimation in the $e\tau_h$ and $\mu\tau_h$ final states	13
5.2.2	Background estimation in the $\tau_h\tau_h$ final state	14
5.2.3	Corrections to the F_{F}^i in the $e\tau_h$, $\mu\tau_h$, and $\tau_h\tau_h$ final states	15
5.2.4	Background estimation in the $e\mu$ final state	16
5.3	Backgrounds estimated from simulation	16
5.4	Cross-checks of background estimations	18
6	Statistical inference for the signal	19
7	Systematic uncertainties	22
8	Results	26
9	Summary	32
	The CMS collaboration	41

1 Introduction

The discovery of a Higgs boson at the CERN LHC in 2012 [1–3] has provided evidence that spontaneous symmetry breaking, as proposed by the Brout-Englert-Higgs mechanism [4–9], may indeed be realized in nature. The determination of the properties of the new particle, based on the complete LHC Run-1 data set [10, 11], has revealed its consistency with the standard model (SM) Higgs boson, within the experimental accuracy. However several questions remain, concerning, for example, the underlying mechanism responsible for the symmetry breaking, or the exact form of the potential that breaks the symmetry. To address these questions one of the main tasks of the LHC is the further exploration of the Higgs sector. This includes the search for more complex structures, for example, in the form of more than one Higgs doublet. Supersymmetry (SUSY) [12, 13] is an example of a

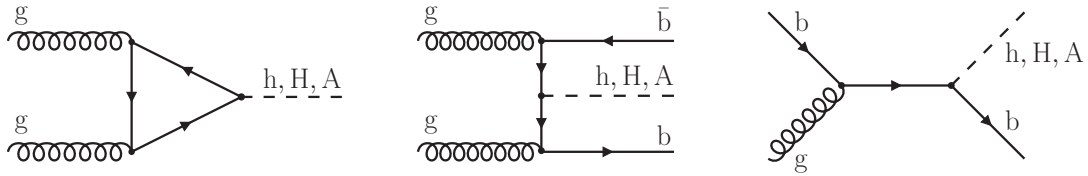


Figure 1. Diagrams for the production of neutral Higgs bosons (left) via gluon fusion and (middle and right) in association with b quarks. In supersymmetric extensions of the SM, the super-partners also contribute to the fermion loop, shown in the left panel. In the middle panel a pair of b quarks is produced from two gluons (the LO process in the four-flavor scheme). In the right panel the Higgs boson is radiated from a b quark in the proton (the LO process in the five-flavor scheme).

beyond the SM theory with a more complex Higgs sector. In the minimal supersymmetric standard model (MSSM) [14, 15] each particle of the SM is complemented by a SUSY partner, which has the same properties apart from its spin. The Higgs sector of the MSSM consists of two complex Higgs doublets, H_u and H_d , to provide masses for up- and down-type fermions. In the CP-conserving MSSM this leads to the prediction of five physical Higgs bosons: two charged Higgs bosons H^\pm , two neutral scalar Higgs bosons h and H (with masses $m_h < m_H$) and one neutral pseudoscalar Higgs boson A . At tree-level in the MSSM, the masses of these five Higgs bosons and their mixing can be expressed in terms of the gauge boson masses and two additional parameters, which can be chosen as the mass of the A , m_A , and the ratio of the vacuum expectation values of the neutral components of the two Higgs doublets

$$\tan \beta = \frac{\langle H_u^0 \rangle}{\langle H_d^0 \rangle} = \frac{v_u}{v_d}. \quad (1.1)$$

Dependencies on additional parameters of the SUSY breaking mechanism enter via higher-order corrections in perturbation theory. In the exploration of the MSSM Higgs sector these parameters are usually set to fixed values in the form of indicative benchmark scenarios [16] to illustrate certain properties of the theory. For values of $m_A \gtrsim 300$ GeV, which seem to be favored by data [10, 11, 17, 18], the MSSM is close to the decoupling limit: the h usually takes the role of the observed SM-like Higgs boson at 125 GeV and the H and A are nearly degenerate in mass.

At leading-order (LO), the coupling of the H and the A to down-type fermions is enhanced by $\tan \beta$ with respect to the expectation for an SM Higgs boson of the same mass, while the coupling to vector bosons and up-type fermions is suppressed. The enhanced coupling to down-type fermions makes searches for additional heavy neutral Higgs bosons that exploit final states containing such fermions particularly interesting. It also has consequences for the production: firstly, the production in association with b quarks dominates over the production via gluon fusion for large values of $\tan \beta$. Secondly, in gluon fusion production the kinematic properties of the Higgs boson change as a function of $\tan \beta$ due to the increasing contribution of b quarks in the fermion loop. Diagrams for h , H , and A production at LO are shown in figure 1.

Searches for additional heavy neutral Higgs bosons in the context of the MSSM were carried out in e^+e^- collisions at LEP [19] and in proton-antiproton collisions at the Tevatron [20–23]. At the LHC such searches have been carried out by the ATLAS and CMS Collaborations in the b quark [24–26], dimuon [27, 28], and $\tau\tau$ [17, 18, 27, 29–32] final states. The better experimental accessibility with respect to the b quark final state and the larger mass, and therefore larger coupling, with respect to the muon give the $\tau\tau$ final state a leading role in these searches.

In this paper the results of a search for additional heavy neutral Higgs bosons in the context of the MSSM are presented. They are based on the 2016 pp collision data set, taken at a center-of-mass energy of 13 TeV, by the CMS experiment, and correspond to an integrated luminosity of 35.9 fb^{-1} . The analysis is performed in four different $\tau\tau$ final states: $e\mu$, $e\tau_h$, $\mu\tau_h$, and $\tau_h\tau_h$, where e, μ and τ_h indicate τ lepton decays into electrons, muons and hadrons respectively. For this analysis the most significant backgrounds are estimated from data, by using new techniques with respect to previous publications by CMS. Upper limits are presented on the product of the branching fraction for the decay into τ leptons and the cross section for the production of a single narrow resonance via gluon fusion or in association with b quarks. In addition, exclusion contours in the $m_{A\text{-tan}\beta}$ plane in selected MSSM benchmark scenarios are provided.

In sections 2 and 3 the CMS detector and the event reconstruction are described. Section 4 summarizes the event selection and categorization. The event simulation and background estimation methods used for the analysis are described in section 5. The signal extraction is discussed in section 6, followed by a discussion of the systematic uncertainties in section 7. Section 8 contains the results of the analysis. A summary is given in section 9.

2 The CMS detector

The central feature of the CMS apparatus is a superconducting solenoid of 6 m internal diameter, providing a magnetic field of 3.8 T. Within the solenoid volume are a silicon pixel and strip tracker, a lead tungstate crystal electromagnetic calorimeter (ECAL), and a brass and scintillator hadron calorimeter (HCAL), each composed of a barrel and two endcap sections. Forward calorimeters extend the pseudorapidity coverage provided by the barrel and endcap detectors. Muons are detected in gas-ionization chambers embedded in the steel flux-return yoke outside the solenoid.

The silicon tracker measures charged particles within the pseudorapidity range $|\eta| < 2.5$. It consists of 1440 silicon pixel and 15 148 silicon strip detector modules. For nonisolated particles with a transverse momentum of $1 < p_T < 10\text{ GeV}$ and $|\eta| < 1.4$, the track resolutions are typically 1.5% in p_T and 25–90 (45–150) μm in the transverse (longitudinal) impact parameter [33]. The electron momentum is estimated by combining the energy measurement in the ECAL with the momentum measurement in the tracker. The momentum resolution for electrons with $p_T \approx 45\text{ GeV}$ from $Z \rightarrow ee$ decays ranges from 1.7% for non-showering electrons in the barrel region to 4.5% for showering electrons in the endcaps [34]. Muons are measured in the pseudorapidity range $|\eta| < 2.4$, with detection planes made using three technologies: drift tubes, cathode strip chambers, and resistive-plate chambers.

Matching muons to tracks measured in the silicon tracker results in a relative p_T resolution for muons with $20 < p_T < 100$ GeV of 1.3 to 2.0% in the barrel and better than 6% in the endcaps. The p_T resolution in the barrel is better than 10% for muons with p_T up to 1 TeV [35]. In the barrel section of the ECAL, an energy resolution of about 1% is achieved for unconverted or late-converting photons in the tens of GeV energy range. The remaining barrel photons have a resolution of better than 2.5% for $|\eta| \leq 1.4$. In the endcaps, the resolution of unconverted or late-converting photons is about 2.5%, while the remaining endcap photons have a resolution between 3 and 4% [36]. When combining information from the entire detector, the jet energy resolution amounts typically to 15% at 10 GeV, 8% at 100 GeV, and 4% at 1 TeV, to be compared to about 40, 12, and 5% obtained when the ECAL and HCAL calorimeters alone are used.

Events of interest are selected using a two-tiered trigger system [37]. The first level, composed of custom hardware processors, uses information from the calorimeters and muon detectors to select events at a rate of around 100 kHz within a time interval of less than $4 \mu\text{s}$. The second level, known as the high-level trigger, consists of a farm of processors running a version of the full event reconstruction software optimized for fast processing, and reduces the event rate to around 1.0 kHz before data storage.

A more detailed description of the CMS detector, together with a definition of the coordinate system used and the relevant kinematic variables, can be found in ref. [38].

3 Event reconstruction

The reconstruction of the pp collision products is based on the particle-flow (PF) algorithm as described in ref. [39], combining the available information from all CMS subdetectors to reconstruct an unambiguous set of individual particle candidates. The particle candidates are categorized into electrons, photons, muons, and charged and neutral hadrons. During the 2016 data taking period the CMS experiment was operating with, on average, 23 inelastic pp collisions per bunch crossing. The fully recorded data of a bunch crossing defines an *event* for further processing. Collision vertices are obtained from reconstructed tracks using a deterministic annealing algorithm [40]. The reconstructed vertex with the largest value of summed physics-object p_T^2 is taken to be the primary pp interaction vertex. The physics objects for this purpose are the jets, clustered using the jet finding algorithm [41, 42], as described below, with the tracks assigned to the vertex as inputs, and the associated missing transverse momentum, taken as the negative vector sum of the p_T of those jets. Any other collision vertices in the event are associated with additional soft inelastic pp collisions called *pileup*.

Electrons are reconstructed by combining clusters of energy deposits in the ECAL with hits in the tracker [34]. To increase their purity, reconstructed electrons are required to pass a multivariate electron identification discriminant, which combines information on track quality, shower shape, and kinematic quantities. For this analysis working points with an efficiency between 80 and 90% are used to identify electrons. Muons in the event are reconstructed by performing a simultaneous track fit to hits in the tracker and in the muon chambers [35]. The presence of hits in the muon chambers already leads to a strong

suppression of particles misidentified as muons. Additional identification requirements on the track fit quality and the compatibility of individual track segments with the fitted track can reduce the misidentification rate further. For this analysis muon identification requirements with an efficiency of $\approx 99\%$ are chosen. The contribution from backgrounds to the electron (muon) selection is further reduced by requiring the corresponding lepton to be isolated from any hadronic activity in the detector. This property is quantified by a relative isolation variable $I_{\text{rel}}^{e(\mu)}$, which starts from the sum of the transverse momentum (energy) of all charged (neutral) particles, $I_{\text{abs}}^{e(\mu)} = (\sum p_{\text{T},i} + \sum E_{\text{T},i})$ in a predefined cone of radius $\Delta R = \sqrt{(\Delta\eta)^2 + (\Delta\phi)^2}$ around the lepton direction at the primary collision vertex, where $\Delta\eta$ and $\Delta\phi$ (measured in radians) correspond to the angular distance of the particle to the lepton in the η and ϕ directions. The chosen cone size is $\Delta R < 0.3$ (0.4) for electrons (muons). The lepton itself is not included in this calculation. To mitigate any distortions from pileup only those charged particles whose tracks are associated with the primary collision vertex are taken into account. The presence of neutral particles from pileup is estimated by summing the p_{T} of charged particles in the isolation cone whose tracks have been associated to pileup vertices, and multiplying this quantity by a factor of 0.5 to account for the approximate ratio of neutral to charged hadron production. The value obtained is subtracted from $I_{\text{abs}}^{e(\mu)}$ and the result set to zero in case of negative values. Finally, $I_{\text{abs}}^{e(\mu)}$ is divided by the p_{T} of the lepton to result in $I_{\text{rel}}^{e(\mu)}$.

For further characterization of the event all reconstructed PF objects are clustered into jets using the anti- k_{T} jet clustering algorithm as implemented in FASTJET [41, 42] with a distance parameter of 0.4. To identify jets resulting from the hadronization of b quarks a re-optimized version of the *combined secondary vertex* b tagging algorithm, which exploits information from the decay vertices of long-lived hadrons, and the impact parameters of charged-particle tracks, in a combined discriminant, is used [43]. In the analysis a working point corresponding to a b jet identification efficiency of $\approx 70\%$ and a misidentification rate for light quarks and gluons of 1% is chosen. Jets are also used as seeds for the reconstruction of hadronic τ lepton decays. This is done by further exploiting the substructure of the jets, using the *hadrons-plus-strips* algorithm, as described in refs. [44, 45]. For the analysis the decay into three charged hadrons and the decay into a single charged hadron accompanied by up to two neutral pions with $p_{\text{T}} > 2.5 \text{ GeV}$ are used. The neutral pions are reconstructed as *strips* with dynamic size from reconstructed electrons and photons contained in the seeding jet, where the strip size varies as a function of the p_{T} of the electron or photon candidate. The hadronic τ decay mode is then obtained by combining the charged hadrons with the strips. Since they do not carry color charge, high- p_{T} τ leptons are expected to be isolated from any hadronic activity in the event as are high- p_{T} electrons and muons. Furthermore, in accordance with its finite lifetime the charged decay products of the τ lepton are expected to be slightly displaced from the primary collision vertex. To distinguish hadronic τ lepton decays from jets originating from the hadronization of quarks or gluons a multivariate τ_{h} identification discriminant is used [44]. It combines information on the hadronic activity in the detector in the vicinity of the τ_{h} candidate with the reconstructed lifetime information from the tracks of the charged decay products. Of the predefined working points in ref. [44] this analysis makes use of the Tight, Medium, and

Final state	First object	Second object
$e\mu^\dagger$	$p_T^e > 13 \text{ GeV}, \eta^e < 2.5$	$p_T^\mu > 10 \text{ GeV}, \eta^\mu < 2.4$
$e\tau_h$	$p_T^e > 26 \text{ GeV}, \eta^e < 2.1$	$p_T^{\tau_h} > 30 \text{ GeV}, \eta^{\tau_h} < 2.3$
$\mu\tau_h$	$p_T^\mu > 23 \text{ GeV}, \eta^\mu < 2.1$	$p_T^{\tau_h} > 30 \text{ GeV}, \eta^{\tau_h} < 2.3$
$\tau_h\tau_h$	$p_T^{\tau_h} > 40 \text{ GeV}, \eta^{\tau_h} < 2.1$	

[†] For events passing only one trigger an additional requirement of $p_T > 24 \text{ GeV}$ is applied on the higher- p_T lepton candidate as explained in the text.

Table 1. Kinematic selection of the τ lepton decay products in the $e\mu$, $e\tau_h$, $\mu\tau_h$, and $\tau_h\tau_h$ final states. The expression “First (Second) object” refers to the final state label used in the first column.

VeryLoose working points. These have efficiencies of 27% (Tight), 51% (Medium), and 71% (VeryLoose), for quark/gluon misidentification rates of less than 4.4×10^{-4} (Tight), 3.3×10^{-3} (Medium), and 1.3×10^{-2} (VeryLoose). Finally, requirements are imposed to reduce the misidentification of electrons and muons as hadronic τ lepton decays. Also here predefined working points are used to discriminate against electrons, with efficiencies ranging from 65% (Tight) to 94% (VeryLoose) for electron misidentification rates between 6.2×10^{-4} (Tight) and 2.4×10^{-2} (VeryLoose). The misidentification rate of muons as hadronic τ lepton decays is of $\mathcal{O}(10^{-3})$, for a τ_h identification efficiency of 99%.

The missing transverse momentum vector \vec{p}_T^{miss} , defined as the negative vector sum of the p_T of all reconstructed PF objects, is also used to characterize the events. Its magnitude is referred to as p_T^{miss} . It is used for the discrimination of backgrounds that are expected to contain neutrinos with significantly more p_T than expected from the $\tau\tau$ final state, such as W boson production in association with jets (W+jets). It is furthermore used for the calculation of the final discriminating variable that is used for the statistical analysis, as detailed in section 6.

4 Event selection and categorization

The four most sensitive final states of the $\tau\tau$ pair are exploited: $e\mu$, $e\tau_h$, $\mu\tau_h$, and $\tau_h\tau_h$. The online selection for the $e\tau_h$ ($\mu\tau_h$) final state is based on the presence of at least one electron (muon) with $p_T > 25$ (22) GeV and $|\eta| < 2.1$ at trigger level. The online selection for the $e\mu$ final state relies on a logical *or* of two lower threshold triggers that both require the presence of an electron and muon in the event with $p_T > 23$ GeV for the higher- p_T lepton and $p_T > 12$ (8) GeV for the lower- p_T electron (muon). In the $\tau_h\tau_h$ final state, a trigger decision based on the presence of two hadronically decaying τ leptons with $p_T > 35$ GeV and $|\eta| < 2.1$ is used.

Requirements on the p_T and η of the reconstructed τ lepton decay products are applied in the offline analysis as given in table 1. In the $e\mu$ final state an electron with $p_T > 13$ GeV and $|\eta| < 2.5$ and a muon with $p_T > 10$ GeV and $|\eta| < 2.4$ are required. If the event passed only one trigger the lepton identified with the higher- p_T trigger object is required to have a $p_T > 24$ GeV. This guarantees a trigger acceptance well above the turn-on of at least one

of the triggers used. Both leptons are required to pass identification criteria as described in section 3 and to be isolated according to $I_{\text{rel}}^{e(\mu)} < 0.15$ (0.2). Events with additional electrons or muons fulfilling looser selection requirements than these are rejected.

In the $e\tau_h$ ($\mu\tau_h$) final state an electron (muon) with $p_T > 26$ (23) GeV and $|\eta| < 2.1$ and a τ_h candidate with $p_T > 30$ GeV and $|\eta| < 2.3$ are required. The electron (muon) and the τ_h candidate should fulfill the identification requirements as described in section 3. The τ_h candidate should pass the Tight working point of the τ_h identification discriminant, the Tight (VeryLoose) working point of the discriminant to suppress electrons and the Loose (Tight) working point of the discriminant to suppress muons in the $e\tau_h$ ($\mu\tau_h$) case. In addition, the electron (muon) should be isolated according to $I_{\text{rel}}^{e(\mu)} < 0.1$ (0.15). Events with additional electrons or muons fulfilling looser selection requirements are rejected.

In the $\tau_h\tau_h$ final state two τ_h candidates with $p_T > 40$ GeV and $|\eta| < 2.1$ are required. Both must pass the Medium working point of the τ_h identification discriminant, the VeryLoose working point of the discriminant against electrons and the Loose working point of the discriminant against muons. Events with additional electrons or muons fulfilling looser requirements on identification, isolation and p_T than described for the $e\tau_h$ or $\mu\tau_h$ final state above are rejected.

In all cases the decay products of the two τ leptons are required to be of opposite charge, separated by more than 0.5 in ΔR and associated to the primary collision vertex within a distance of 0.045 cm in the transverse plane for electrons and muons and 0.2 cm along the beam axis for all final-state particles. The vetoing of additional electrons or muons helps with the suppression of backgrounds and ensures that no event will be categorized according to more than one $\tau\tau$ final state. At most 0.8% of the selected events contain more τ_h candidates than required for the corresponding final state. In this case, the $\tau\tau$ pair with the most isolated final state products is chosen.

To increase the sensitivity of the analysis all selected events are further categorized: events with at least one jet with $p_T > 20$ GeV and $|\eta| < 2.4$ that passes the b tagging requirement as described in section 3 are combined into a global b-tag category. This category is designed to target the production of the Higgs boson in association with b quarks. All other events are added to a global no b-tag category.

In the $e\mu$ final state each event category is further split into three subcategories based on the quantity D_ζ , introduced for the first time in ref. [46], defined as

$$D_\zeta = p_\zeta^{\text{miss}} - 0.85 p_\zeta^{\text{vis}}; \quad p_\zeta^{\text{miss}} = \vec{p}_T^{\text{miss}} \cdot \hat{\zeta}; \quad p_\zeta^{\text{vis}} = (\vec{p}_T^e + \vec{p}_T^\mu) \cdot \hat{\zeta}, \quad (4.1)$$

where $\vec{p}_T^{e(\mu)}$ corresponds to the transverse momentum vector of the electron (muon) and $\hat{\zeta}$ to the bisectonal direction between the electron and the muon in the transverse plane. The variables p_ζ^{miss} and p_ζ^{vis} in eq. (4.1) can take positive or negative values. The linear combination of p_ζ^{miss} and p_ζ^{vis} has been chosen to optimize the sensitivity of the analysis in the $e\mu$ final state. The variable D_ζ is especially suited to suppress W +jets and $t\bar{t}$ events, where the reconstructed lepton candidates and the direction of \vec{p}_T^{miss} are distributed more isotropically in the detector than for genuine $\tau\tau$ signal events. The categories are defined as low- D_ζ ($-50 < D_\zeta \leq -10$ GeV), medium- D_ζ ($-10 < D_\zeta \leq 30$ GeV) and high- D_ζ

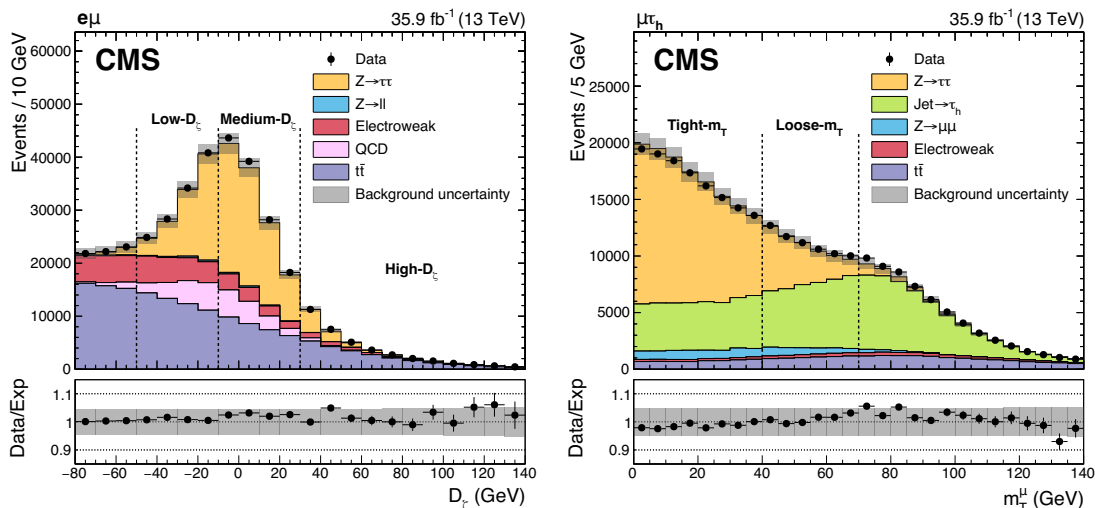


Figure 2. Observed and expected distributions of (left) D_ζ in the $e\mu$ final state and (right) m_T^μ in the $\mu\tau_h$ final state. The dashed vertical lines indicate the definition of the subcategories in each final state. The label “jet $\rightarrow \tau_h$ ” indicates events with jets misidentified as hadronic τ lepton decays, e.g. W +jets events, which are estimated from data as described in section 5.2. A detailed description of the composition of the expected background is given in section 6. The distributions are shown before any event categorization and prior to the fit used for the signal extraction. For these figures no uncertainties that affect the shape of the distributions have been included in the uncertainty model.

($D_\zeta > 30$ GeV). In this way categories with different fractions of signal and $t\bar{t}$ events can be exploited for the statistical analysis. The expected signal, for all masses tested, is mostly located in the medium- D_ζ subcategory.

In the $e\tau_h$ ($\mu\tau_h$) final state each global event category is further split into two subcategories based on the transverse mass of the electron or muon and p_T^{miss}

$$m_T^{e(\mu)} = \sqrt{2 p_T^{e(\mu)} p_T^{\text{miss}} (1 - \cos \Delta\phi)}. \quad (4.2)$$

This transverse mass is used to discriminate between the signal and the backgrounds from W +jets and $t\bar{t}$ events. In eq. (4.2) $p_T^{e(\mu)}$ refers to the p_T of the electron (muon) and $\Delta\phi$ to the difference in the azimuthal angle between the electron (muon) and \vec{p}_T^{miss} . The categories are defined as tight- m_T ($m_T^{e(\mu)} < 40$ GeV) and loose- m_T ($40 < m_T^{e(\mu)} < 70$ GeV). The bulk of the signal events, particularly for the low-mass hypotheses, lie in the tight- m_T subcategory. The loose- m_T category has been added to increase the signal acceptance for mass hypotheses of $m_{A,H} > 700$ GeV.

In combination this leads to 16 event categories entering the statistical analysis, complemented by three background control regions, as discussed in section 5. In figure 2, the D_ζ and m_T^μ distributions are shown in the $e\mu$ and $\mu\tau_h$ final states respectively, before splitting the events into categories, indicating the corresponding subcategorization. A discussion of the composition of the expected background contributions is given in section 6. A graphical representation of the complete event categorization is given in figure 3.

	No b-tag			b-tag		
$H \rightarrow \tau\tau \rightarrow e\mu$	Low- D_ζ	Medium- D_ζ	High- D_ζ	Low- D_ζ	Medium- D_ζ	High- D_ζ
$H \rightarrow \tau\tau \rightarrow e\tau_h$	Loose- m_T		Tight- m_T	Loose- m_T		Tight- m_T
$H \rightarrow \tau\tau \rightarrow \mu\tau_h$	Loose- m_T		Tight- m_T	Loose- m_T		Tight- m_T
$H \rightarrow \tau\tau \rightarrow \tau_h\tau_h$						
$Z \rightarrow \mu\mu$						
$t\bar{t}(e\mu)$						

	Signal region (SR)
	Control region

Figure 3. Overview of all event subcategories that enter the statistical analysis. Sixteen signal categories are complemented by three background control regions in the main analysis as described in section 5.

5 Event simulation and background estimation

A list of all SM backgrounds that contribute to the event selection described in section 4 is given in table 2. The most obvious background originates from Z boson production in the $\tau\tau$ final state ($Z \rightarrow \tau\tau$). Since the analysis is not sensitive to the CP-eigenvalue or spin of the Higgs boson, the signal can be distinguished from this background only by the difference in mass of the associated bosons. The same is true for $Z \rightarrow \ell\ell$ events, where ℓ refers to an electron or muon, if one of the leptons is misidentified as a hadronic τ lepton decay. Similar arguments hold for $t\bar{t}$ production (a dominant background especially in the $e\mu$ final state), the production of single t quarks and vector boson pair production (WW , WZ , and ZZ). Common to all these backgrounds in the $e\tau_h$, $\mu\tau_h$, and $\tau_h\tau_h$ final states is that they can be misinterpreted as signal events in two ways: firstly, if the final state contains one or more genuine τ leptons or if an electron or muon in the final state is misinterpreted as a hadronic τ lepton decay, and secondly, if one or more jets are misinterpreted as hadronic τ lepton decays. In table 2 the former is labeled as “ $\tau/\ell \rightarrow \tau_h$ ”, whilst the latter is labeled as “jet $\rightarrow \tau_h$ ”. Typical misidentification probabilities are given in section 3. Backgrounds due to W +jets or SM events comprised uniquely of jets produced through the strong interaction, referred to as quantum chromodynamics (QCD) multijet production, predominantly contribute to the event selection via the misidentification of jets as hadronic τ lepton decays. The level to which each of these processes contributes to the event selection depends on the final state.

5.1 Event simulation

Drell-Yan events in the dielectron, dimuon, and $\tau\tau$ final states, and W +jets events are generated at LO precision in the coupling strength α_s [47], using the MADGRAPH5_aMC@NLO 2.2.2 event generator [48]. To increase the number of simulated events in regions of high

Background process	Misidentification	$e\mu$	$e\tau_h$	$\mu\tau_h$	$\tau_h\tau_h$
$H \rightarrow \tau\tau$ (SM)		MC	MC	MC	MC
$Z \rightarrow \tau\tau$		MC [†]	MC [†]	MC [†]	MC [†]
$Z \rightarrow \ell\ell$	$\ell \rightarrow \tau_h$	MC	MC	MC	MC
	Jet $\rightarrow \tau_h$		F_F	F_F	F_F
Diboson+single t	$\tau/\ell \rightarrow \tau_h$	MC	MC	MC	MC
	Jet $\rightarrow \tau_h$		F_F	F_F	F_F
$t\bar{t}$	$\tau/\ell \rightarrow \tau_h$	MC [†]	MC [†]	MC [†]	MC [†]
	Jet $\rightarrow \tau_h$		F_F	F_F	F_F
W+jets	Jet $\rightarrow \tau_h$	MC	F_F	F_F	F_F
QCD multijet production	Jet $\rightarrow \tau_h$	CR	F_F	F_F	F_F

[†] Normalization from control region in data.

Table 2. Background processes contributing to the event selection, as given in section 4. The first row corresponds to the SM Higgs boson in the $\tau\tau$ final state, which is also taken into account in the statistical analysis. The further splitting of the processes in the second column refers only to final states that contain a τ_h candidate. The label “MC” implies that the process is taken from simulation; the label “ F_F ” implies that the process is determined from data using the fake factor method, as described in section 5.2. The label “CR” implies that both the shape and normalization of QCD multijet events are estimated from control regions in data. The symbol ℓ corresponds to an electron or muon.

signal purity supplementary samples are generated with up to four outgoing partons in the hard interaction. For diboson production MADGRAPH5_aMC@NLO is used at next-to-leading order (NLO) precision. For $t\bar{t}$ and single t quark production samples are generated at NLO precision using POWHEG 2.0 [49–54]. For the interpretation of the results the expected contribution of the SM Higgs boson is taken into account; this process is simulated using POWHEG separately for the production via gluon fusion, vector boson fusion (VBF), or in association with a Z (ZH) or W (WH) boson. When compared to data and not modified by a control measurement in data, Drell-Yan, W+jets, $t\bar{t}$, and single t quark events in the tW-channel are normalized to their cross sections at next-to-next-to-leading order (NNLO) precision [55–57]. Single t quark production in the t-channel and diboson events are normalized to their cross sections at NLO precision [57, 58]. The gluon fusion signal process is simulated at LO precision using PYTHIA 8.212 [59]. For the statistical analysis the Higgs boson p_T distribution is weighted to NLO precision using POWHEG. To account for the multiscale nature of the process in the NLO plus parton shower POWHEG prediction, the p_T spectra corresponding to the contributions from the t quark alone, the b quark alone and the tb-interference are each calculated separately, using a POWHEG damping factor set to the individual scales as discussed in refs. [60–62].

For the model-independent limits the individual distributions are combined according to their contribution to the total cross section as expected for a CP-even Higgs boson with given mass in the SM. In the model-dependent interpretation in the MSSM, where the contributions of the individual distributions also depend on the model parameters, these contributions are obtained using POWHEG in the two Higgs doublet mode. Each distribution is scaled, depending on the model parameters, using the effective Yukawa couplings as predicted by the corresponding benchmark model, before all distributions are combined into one single prediction. In this context also the $\tan\beta$ enhanced SUSY corrections to the b quark coupling are taken into account via the corresponding effective Yukawa coupling where appropriate. Other SUSY contributions have been checked to be less than a few percent and are neglected. The associated production with b quarks is simulated at NLO precision using MADGRAPH5_aMC@NLO [63].

For the generation of all signal and background processes the NNPDF3.0 parton distribution functions (PDFs) are used, as described in ref. [64]. The description of the underlying event is parametrized according to the CUETP8M1 tune [65]. Hadronic showering and hadronization, as well as the τ lepton decays, are modeled using PYTHIA. For all simulated events the effect of the observed pileup is taken into account. For this purpose additional inclusive inelastic pp collisions are generated with PYTHIA and added to all simulated events according to the expected pileup profile. All events generated are passed through a GEANT4-based [66] simulation of the CMS detector and reconstructed using the same version of the CMS event reconstruction software as used for the data. The observed event yields in each event category and the composition of the expected background contributions to the selected events are given in table 3.

5.2 Backgrounds estimated from data

A large fraction of the backgrounds outlined for the $e\tau_h$, $\mu\tau_h$, and $\tau_h\tau_h$ final states in table 2 can be attributed to jets misidentified as hadronic τ lepton decays. For the signal extraction, the shape and normalization of these backgrounds are estimated from control regions in data, using the “fake factor” method, as described in ref. [67]. In this approach the number of events for a certain background i due to jet $\rightarrow \tau_h$ misidentification is estimated from a region that only differs from the signal region (SR) by modifying the τ_h identification requirement. This region is referred to as the application region (AR). For this purpose the τ_h identification is required to fulfill the VeryLoose but not the Tight (Medium) working point of the discriminant in the $e\tau_h/\mu\tau_h$ ($\tau_h\tau_h$) final state. This region is primarily populated by events with jets misidentified as hadronic τ lepton decays, with typical fractions of genuine τ lepton decays at the level of a few percent or below. To arrive at an estimate for the number of events from background i due to jet $\rightarrow \tau_h$ misidentification in the SR the number of events in the AR is then multiplied by the ratio

$$F_F^i = \frac{N_{\text{pass}}}{N_{\text{fail}}}, \quad (5.1)$$

where N_{pass} corresponds to the number of events that fulfill the Tight/Medium working point and N_{fail} to the number of events that fulfill the VeryLoose but not the Tight/Medium

Category	N_{data}	$H \rightarrow \tau\tau$ (SM)	$Z \rightarrow \tau\tau$	$Z \rightarrow \ell\ell$	Diboson+single t	$t\bar{t}$	W+jets	QCD
$e\mu$	Low- D_ζ	0.24	49.55	1.06	11.50	15.73	6.03	15.88
	Medium- D_ζ	0.37	69.90	0.75	4.97	8.22	1.94	13.85
	High- D_ζ	0.50	45.66	0.38	11.95	32.59	1.94	6.99
	Low- D_ζ	0.01	2.08	0.08	6.88	89.19	0.27	1.49
	Medium- D_ζ	0.03	4.37	0.12	6.57	86.63	0.14	2.14
	High- D_ζ	0.03	1.72	0.01	7.00	91.09	0.16	> 0.01
Category	N_{data}	$H \rightarrow \tau\tau$ (SM)	$Z \rightarrow \tau\tau$	$Z \rightarrow \ell\ell^\dagger$	Diboson+single t^\dagger	$t\bar{t}^\dagger$	jet $\rightarrow \tau_h$	
$e\tau_h$	Tight- m_T	0.66	55.82	12.72	0.95	1.24	28.61	
	Loose- m_T	0.35	28.41	11.71	1.70	2.32	55.50	
	Tight- m_T	0.28	17.21	2.08	4.97	50.45	25.01	
	Loose- m_T	0.10	5.58	1.65	5.65	57.51	29.52	
$\mu\tau_h$	Tight- m_T	0.64	67.72	4.64	0.88	1.11	25.01	
	Loose- m_T	0.38	34.62	5.77	1.96	2.57	54.70	
	Tight- m_T	0.28	19.33	0.98	4.80	50.11	24.50	
	Loose- m_T	0.08	5.86	0.59	5.55	59.65	28.28	
$\tau_h\tau_h$	No b-tag	105545	14.94	2.08	0.28	0.23	82.02	
	b-tag	3416	20.80	1.03	2.65	18.75	56.25	

[†] Excluding events with jets misidentified as hadronic τ lepton decays.

Table 3. Observed number of selected events (N_{data}) and the relative contribution of the expected backgrounds in all event categories in the $e\mu$, $e\tau_h$, $\mu\tau_h$, and $\tau_h\tau_h$ final states. The relative contribution of the expected backgrounds is given in %, including the contribution of an SM Higgs boson with a mass of 125 GeV, and prior to the fit used for the signal extraction. In all but the $e\mu$ final state, processes in which a jet is misidentified as a hadronic τ lepton decay are subsumed into a common jet $\rightarrow \tau_h$ background class which is estimated from data.

working point of the τ_h identification discriminant. The number of events appearing in eq. (5.1) is obtained from a dedicated determination region (DR_i), which is orthogonal to the AR and SR, and dominated by background i . The contributions from backgrounds other than i are estimated from simulation and subtracted from the numerator and denominator of eq. (5.1). For this purpose all corrections as described in section 5.3 are applied to the simulation. The F_F^i can be different for different processes, for example, if the misidentified jet predominantly originates from a heavy flavor quark, a light flavor quark or gluon fragmentation.

The underlying assumption in this method is that the ratio of the number of events from background i in the SR to the number of events from the same background in the AR is equal to $N_{\text{pass}}/N_{\text{fail}}$ in the DR_i . This can be ensured by determining F_F^i differentially as a function of several variables taking the most important kinematic or topological dependencies into account. Residual biases can be removed by adequate corrections, which can be determined from independent control regions or from simulation. For the analysis the F_F^i are estimated from a fit to the measured values of F_F^i , as a function of the p_T of the τ_h candidate in categories of the τ_h decay mode, and the jet multiplicity, in bins of $N_{\text{jet}} = 0$ or $N_{\text{jet}} \geq 1$. This is in general done in three dedicated and exclusive DR_i for the backgrounds due to QCD multijet, W+jets, and $t\bar{t}$ events. From the individually determined F_F^i a weighted factor F_F is then obtained on an event-by-event basis from

$$F_F = \sum_i w_i F_F^i, \quad w_i = \frac{N_{\text{AR}}^i}{\sum_j N_{\text{AR}}^j}, \quad i, j \in \{\text{QCD}, \text{W+jets}, t\bar{t}\}, \quad (5.2)$$

where N_{AR}^i corresponds to the expected number of events for background i in the AR. The factor F_F is then applied to all events in the AR to obtain an estimate for the number and shape of the sum of QCD multijet, W+jets, and $t\bar{t}$ events due to jet $\rightarrow \tau_h$ misidentification. For this purpose the subdominant contributions from $Z \rightarrow \ell\ell$, diboson and single t quark events are subsumed into the W+jets estimate. The estimates for $N_{\text{AR}}^{\text{W+jets}}$ and $N_{\text{AR}}^{t\bar{t}}$ are taken from the simulation. The estimate for $N_{\text{AR}}^{\text{QCD}}$ is obtained from the events in the AR after subtracting all other backgrounds. These estimates are cross-checked using a template fit to the data in the AR equivalent to the fit described in section 6, but with the $p_T^{\tau_h}$ distribution as the input shape. From the resulting distributions, the expected contribution from events with genuine hadronic τ lepton decays or electrons or muons misidentified as hadronic τ lepton decays are subtracted using the simulation. The principle of the method is outlined in figure 4. The final state specific parts of the application of this method in the $e\tau_h$, $\mu\tau_h$, and $\tau_h\tau_h$ final states are described in the following.

5.2.1 Background estimation in the $e\tau_h$ and $\mu\tau_h$ final states

For the $e\tau_h$ and $\mu\tau_h$ final states DR_{QCD} is defined by the same selection as for the SR, but the electric charges of the $\tau\tau$ pair are required to be of the same sign. To reduce the contamination from W+jets events the transverse mass is required to be $m_T^{e(\mu)} < 40 \text{ GeV}$, and the relative isolation requirement on the electron (muon) is changed to be $0.05 < I_{\text{rel}}^{e(\mu)} < 0.15$ in both final states. The definition of $DR_{\text{W+jets}}$ also uses the same selection as for the SR,

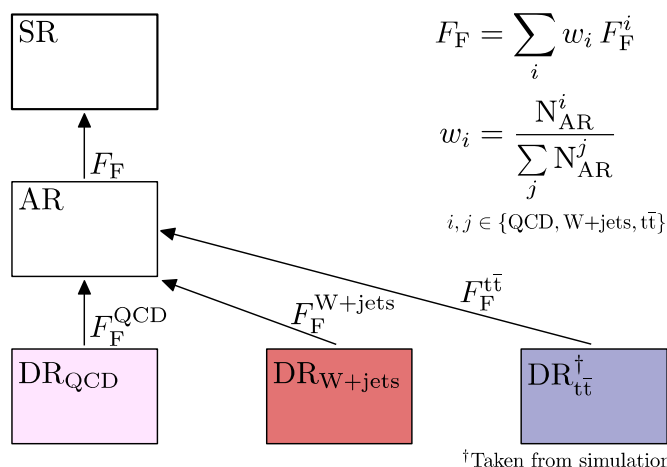


Figure 4. Schematic view of the determination and application of the F_F^i and F_F for the estimation of the background from QCD multijet, W+jets, and $t\bar{t}$ events due to the misidentification of jets as hadronic τ lepton decays. Note that $DR_{t\bar{t}}$ is taken from simulation.

but the requirement on the transverse mass is changed to $m_T^{e(\mu)} > 70 \text{ GeV}$ to enrich this background and an additional requirement of the absence of b jets in the event is imposed to reduce the contamination from $t\bar{t}$ events. In the $e\tau_h$ and $\mu\tau_h$ final states $t\bar{t}$ production is a subdominant background with respect to W+jets and QCD multijet events. Since there is no sufficiently populated pure DR for $t\bar{t}$ events covering a similar phase space as the SR, the $F_F^{t\bar{t}}$ are estimated from simulation after the event selection and before the event categorization.

5.2.2 Background estimation in the $\tau_h\tau_h$ final state

The $\tau_h\tau_h$ final state deviates in two aspects from the $e\tau_h$ and $\mu\tau_h$ final states. Firstly, QCD multijet production is by far the dominant background. Therefore only DR_{QCD} is defined from the single requirement that the electric charges of the $\tau\tau$ pair should be of the same sign. The F_F^{QCD} are then also used to estimate the background from W+jets and $t\bar{t}$ events. Secondly, misidentified τ_h candidates from QCD multijet production usually originate from $\text{jet} \rightarrow \tau_h$ misidentification. In this way a combinatorial effect arises for the determination of F_F^{QCD} from the fact that each event can enter the AR in one of two mutually exclusive ways, either if the leading τ_h candidate fulfills the nominal τ_h identification requirement and the subleading τ_h candidate the inverted requirement or vice versa. This combinatorial effect is taken into account by assigning a weight of 0.5 to these types of events. For the backgrounds from W+jets and $t\bar{t}$ events typically only one of the reconstructed τ_h candidates originates from a misidentified jet and the other one from a genuine τ lepton decay. The fraction of events with two misidentified jets is at most a few percent and thus well below the associated systematic uncertainties. Since there are no significant combinatorial effects involved, these events are considered with a weight of 1.

5.2.3 Corrections to the F_{F}^i in the $e\tau_{\text{h}}$, $\mu\tau_{\text{h}}$, and $\tau_{\text{h}}\tau_{\text{h}}$ final states

For each of the backgrounds considered, corrections to the estimated F_{F}^i are determined in modified determination regions to account for residual biases of the method. An overview of these corrections is given in table 4.

As described above the F_{F}^i are obtained from fits of a functional form to the estimated values of the ratio given in eq. (5.1) in bins of the τ_{h} candidate p_{T} . Additional dependencies on the τ_{h} decay mode and the jet multiplicity are taken into account. The choices of the functional forms that are fitted to the data, the finite binning in the τ_{h} candidate p_{T} , and the omission of further, potentially important, dependencies on kinematic or topological variables may lead to such biases. These effects are checked and corrected for, for each of the F_{F}^i individually, in the DR_i themselves by comparing the actual number of events with the τ_{h} candidate matching the Tight/Medium working point of the τ_{h} identification discriminant to the number of events estimated from the method. Residual corrections are determined as a function of the invariant mass of the visible decay products of the $\tau\tau$ pair, m_{vis} , and found to be compatible with unity within the statistical precision. This demonstrates that the main dependencies of the F_{F}^i are taken into account. In table 4 these corrections are labeled as “Nonclosure”.

For $F_{\text{F}}^{\text{QCD}}$ two additional corrections are applied: in the $e\tau_{\text{h}}$ ($\mu\tau_{\text{h}}$) final state a correction (“ $I_{\text{rel}}^{e(\mu)}$ -dependent”) is obtained as a function of $I_{\text{rel}}^{e(\mu)}$ by comparing the number of events matching the Tight/Medium working point of the τ_{h} identification discriminant to the number of events estimated from the method in a control region equivalent to DR_{QCD} , with the only difference being that the initial requirement on $I_{\text{rel}}^{e(\mu)}$ is dropped. This correction is found to be $\mathcal{O}(10\%)$ and compatible with unity within one standard deviation of the statistical precision. In the $\tau_{\text{h}}\tau_{\text{h}}$ final state a correction (“ $p_{\text{T}}^{\tau_{\text{h}}}$ -dependent”) is derived as a function of the p_{T} of the other τ_{h} candidate. This correction is found to range between a few percent and 20%.

For all final states another correction (“Opposite/Same charge”) is derived to account for the transition from DR_{QCD} with the same charge requirement on the $\tau\tau$ pair to the SR with an opposite charge requirement. This correction is determined as a function of m_{vis} in a control region with $0.1 < I_{\text{rel}}^e < 0.2$ ($0.15 < I_{\text{rel}}^\mu < 0.25$) in the $e\tau_{\text{h}}$ ($\mu\tau_{\text{h}}$) final state and in a control region where the other τ_{h} candidate matches the VeryLoose but fails the Medium working point of the τ_{h} identification discriminant in the $\tau_{\text{h}}\tau_{\text{h}}$ final state. In all final states the correction is found to be compatible with unity within one standard deviation of the statistical precision, which ranges from 10 to 20% in the $e\tau_{\text{h}}$ and $\mu\tau_{\text{h}}$ final states, respectively, and from a few percent to 10% in the $\tau_{\text{h}}\tau_{\text{h}}$ final state.

In the $e\tau_{\text{h}}$ ($\mu\tau_{\text{h}}$) final state two more corrections are applied. Firstly, for the $F_{\text{F}}^{\text{W+jets}}$ a residual dependence is expected from the selection requirements on $p_{\text{T}}^{e(\mu)}$: for low $m_{\text{T}}^{e(\mu)}$ a value of $p_{\text{T}}^{e(\mu)}$ above the thresholds of the offline selection will lead to a harder hadronic recoil and more jets in the event. This in turn may lead to less isolated τ_{h} candidates especially at low $p_{\text{T}}^{\tau_{\text{h}}}$. A correction (“ $m_{\text{T}}^{e(\mu)}$ -dependent”) for this effect as a function of $m_{\text{T}}^{e(\mu)}$ is derived from simulation. It ranges from 10 to 30%, while usually compatible with unity within one standard deviation of the statistical precision. It is assumed to be the

	Correction	Dependency	Source	$e\tau_h$	$\mu\tau_h$	$\tau_h\tau_h$
F_F^{QCD}	Nonclosure	m_{vis}	DR _{QCD}	✓	✓	✓
	$I_{\text{rel}}^{e(\mu)}$ -, $p_T^{\tau_h}$ -dependent	$I_{\text{rel}}^{e(\mu)}$ $p_T^{\tau_h\dagger}$	DR _{QCD} (w/o $I_{\text{rel}}^{e(\mu)}$) DR _{QCD}	✓	✓	✓
	Opposite/Same charge	m_{vis}	Orthogonal iso./ID [†]	✓	✓	✓
$F_F^{\text{W+jets}}$	Nonclosure	m_{vis}	DR _{W+jets}	✓	✓	
	$m_T^{e(\mu)}$ -dependent	$m_T^{e(\mu)}$	From simulation	✓	✓	
$F_F^{\text{t}\bar{\text{t}}}$	Nonclosure	m_{vis}	DR _{t\bar{t}}}	✓	✓	
	Data/Simulation	None	t\bar{t} enriched sideband	✓	✓	

[†] Refers to the τ_h candidate that is assumed to originate from a genuine τ lepton decay.

Table 4. Corrections applied to the F_F^{QCD} , $F_F^{\text{W+jets}}$, and $F_F^{\text{t}\bar{\text{t}}}$ as described in the text. In the fourth column the source is indicated from which the correction is derived. The dependency $p_T^{\tau_h}$ in the third line refers to the p_T of the τ_h candidate that is assumed to originate from a genuine τ lepton decay.

same for $Z \rightarrow \ell\ell$, diboson, and single t quark events. Secondly, as described above, the $F_F^{\text{t}\bar{\text{t}}}$ are obtained from simulation. Data-to-simulation corrections are derived from a control region in data, which is characterized by the presence of at least one b jet and at least one lepton pair consisting of an isolated electron and an isolated muon in the event. Since this correction is found to be independent of $p_T^{e(\mu)}$, $m_T^{e(\mu)}$, or m_{vis} , within the experimental precision, a common factor is used depending on the final state ($e\tau_h$ or $\mu\tau_h$) and the τ_h decay mode.

5.2.4 Background estimation in the $e\mu$ final state

In the $e\mu$ final state the background from QCD multijet events is estimated from an AR fulfilling the same selection requirements as the SR, however the charges of the leptons are required to be of the same sign. Extrapolation factors for the same charge to the opposite charge phase space are obtained in bins of the p_T of the two leptons and their separation in ΔR . These extrapolation factors are derived in a DR without event categorization, in which the isolation requirements on the leptons are chosen to be orthogonal to the SR. Finally, corrections are applied to account for the extrapolation into the exclusive event categories and for the extrapolation into the SR. The corrections for the extrapolation into the exclusive event categories are determined from the same DR, but inclusive in the p_T of, and separation between, the leptons. They are about 0.6 (1) for all b-tag (no b-tag) categories. The correction for the extrapolation into the SR is about 0.9 as determined from simulation.

5.3 Backgrounds estimated from simulation

All other backgrounds, apart from the ones described in section 5.2 are estimated from simulation. Corrections are derived to account for residual differences in the efficiency of the selected trigger paths, in the electron and muon tracking efficiency, and in the efficiency

of the identification and isolation requirements, for electrons and muons. These corrections are obtained using the “tag-and-probe” method, as described in ref. [68], with $Z \rightarrow ee$ and $Z \rightarrow \mu\mu$ events in bins of p_T and η of the probed electron or muon. They are usually not larger than a few percent. In a similar way, corrections are obtained for the efficiency of triggering on the hadronic τ lepton decays in the $\tau_h\tau_h$ final state and for the τ_h identification efficiency. In this case the tag-and-probe method is applied to $Z \rightarrow \tau\tau$ events in the $\mu\tau_h$ final state.

The energy of a jet is corrected to the expected response of the jet at stable-hadron level, using corrections measured in bins of the jet p_T and η . These corrections are usually not larger than 10 to 15%. Residual data-to-simulation corrections are applied to the simulated samples. They usually range between sub-percent level at high jet p_T in the central part of the detector to a few percent in the forward region. A correction is applied to the direction and magnitude of the \vec{p}_T^{miss} vector based on the differences between the estimates of the hadronic recoil in $Z \rightarrow \mu\mu$ events in data and simulation. This correction is applied to $Z \rightarrow \tau\tau$, W +jets, and signal events, where a well-defined direction and magnitude of genuine \vec{p}_T^{miss} can be defined. The efficiency for genuine and misidentified b jets to pass the Medium working point of the b tagging discriminator is determined from data, using $t\bar{t}$ events for genuine b jets and Z +jets events for jets predominantly originating from light-flavor quarks. Data-to-simulation corrections are obtained for these efficiencies and used to correct the number of b jets in the simulation, which translates into the number of events in the global b-tag and no b-tag event categories. In the $e\mu$ final state data-to-simulation corrections are derived for the rate at which jets are misidentified as an electron or muon. These are determined as a function of the jet p_T from Z +jets events in the $Z \rightarrow \ell\ell$ decay. They are applied to W +jets and diboson events, which form more than 90% of the expected background due to jet $\rightarrow \ell$ misidentification in the $e\mu$ final state, and where the flavor composition of jets is similar to that in the region in which the corrections are determined. Corrections are further applied to $Z \rightarrow \mu\mu$ events in the $\mu\tau_h$ and $\tau_h\tau_h$ final states in which a muon is reconstructed as a τ_h candidate and in $Z \rightarrow ee$ events in the $e\tau_h$ and $\tau_h\tau_h$ final states in which an electron is reconstructed as a τ_h candidate, to account for residual differences in the $\ell \rightarrow \tau_h$ misidentification rate between data and simulation. Finally a correction, obtained from $Z \rightarrow ee$ events, to the energy scale for electrons misidentified as hadronic τ lepton decays is applied. Corresponding uncertainties in all these corrections are incorporated into the uncertainty model discussed in section 7.

Deficiencies in the modeling of Drell-Yan events in the ee , $\mu\mu$ and $\tau\tau$ final states are corrected for by a weighting of the simulated $Z \rightarrow \mu\mu$ events to data in bins of $p_T(\mu\mu)$ and $m(\mu\mu)$. The weights obtained are applied to the simulated events in all leptonic final states. For the statistical analysis the overall normalization of the background from $Z \rightarrow \tau\tau$ events is furthermore constrained by dedicated control regions of $Z \rightarrow \mu\mu$ events in each global event category, making use of the equal branching fractions for the Z boson decays into τ leptons or muons, in the context of lepton universality. Theoretical uncertainties arising from residual kinematic differences between the selected dimuon and $\tau\tau$ final states are incorporated into the uncertainty model. In addition all simulated $t\bar{t}$ events are weighted to better match the top quark p_T distribution, as observed in data [69]. For the statistical

analysis the overall normalization of this background is also constrained by a dedicated control region with an isolated electron, an isolated muon, and large p_T^{miss} in the final state, which is chosen to be orthogonal to the SR in the $e\mu$ final state; this sample has a $\tau\bar{\tau}$ purity of 85%. All control regions used for the statistical analysis are outlined in figure 3.

5.4 Cross-checks of background estimations

Two cross-checks are performed to give confidence in the background estimation. In a first cross-check all backgrounds apart from QCD multijet production and the normalization for W+jets events are taken from simulation. For this purpose all corrections as summarized in section 5.3 are applied to all simulated events. This cross-check is performed in the $e\tau_h$ and $\mu\tau_h$ final states individually.

The W+jets prediction, prior to the statistical inference of the signal, is obtained by subtracting the small contribution of all other backgrounds except for QCD multijet and W+jets events from data in corresponding control regions requiring the charges of the $\tau\tau$ pair to be of opposite (OS) or same sign (SS) and $m_T^{e(\mu)} > 70 \text{ GeV}$. An estimate for the normalization of the QCD multijet and W+jets events can then be obtained from the following system of linear equations

$$\begin{aligned} N_{\text{data}}^{\text{SS}} &= N_{\text{QCD}}^{\text{SS}} + N_{\text{W+jets}}^{\text{SS}} \\ N_{\text{data}}^{\text{OS}} &= f_{\text{QCD}}^{\text{OS/SS}} N_{\text{QCD}}^{\text{SS}} + f_{\text{W+jets}}^{\text{OS/SS}} N_{\text{W+jets}}^{\text{SS}}, \end{aligned} \tag{5.3}$$

where $N_{\text{data}}^{\text{SS(OS)}}$ corresponds to the number of events in the control regions, after subtracting the expected number of events for all other backgrounds, and $f_{\text{QCD(W+jets)}}^{\text{OS/SS}}$ is the expected OS to SS ratio for W+jets and QCD multijet events. For this estimate $f_{\text{W+jets}}^{\text{OS/SS}}$ is obtained from the simulation and $f_{\text{QCD}}^{\text{OS/SS}}$ from another control region with inverted isolation requirements on the electron or muon, as described below. An estimate for $N_{\text{W+jets}}^{\text{SS}}$ can then be obtained from eq. (5.3). From this the number of W+jets events in the SR can be inferred via $f_{\text{W+jets}}^{\text{OS/SS}}$ and another extrapolation factor from the control region into the SR, which again is taken from simulation. To stay as close as possible to the kinematic regime in the signal regions an OS and an SS control region for the determination of $N_{\text{data}}^{\text{OS}}$ and $N_{\text{data}}^{\text{SS}}$ is defined, for each event subcategory in the $e\tau_h$ and $\mu\tau_h$ final states, as described in section 4, amounting to eight control regions per final state. The shape of the final discriminating variable distribution used for the signal extraction is taken from simulation.

The shape and normalization of the QCD multijet background distributions prior to the signal extraction are obtained from control regions equivalent to the signal regions with the exception of a SS instead of an OS requirement on the charge of the selected $\tau\tau$ pair. From the events in this control region all other expected backgrounds are subtracted using the normalization and shape information for the final discriminating variable distribution from simulation, with the exception of the normalization of W+jets events, which is obtained as described above. The extrapolation factors ($f_{\text{QCD}}^{\text{OS/SS}}$) from the SS to OS selection are obtained from control regions, where in addition, to the corresponding charge requirement, the isolation requirement on the electron or muon is inverted. The extrapolation factors

are then obtained from a fit to the data in the control regions similar to the one described in section 6. To control the normalization of the W+jets and QCD multijet events the eight additional control regions per final state, as introduced above, are added to the fit for the signal extraction and the corresponding normalization uncertainties are incorporated into a modified uncertainty model.

In a second cross-check the background from $Z \rightarrow \tau\tau$ events in the main analysis is replaced with the prediction obtained from the $\mu \rightarrow \tau$ *embedding* method as used during the LHC Run-1 analyses and described, for example, in refs. [70, 71]. In this process $Z \rightarrow \mu\mu$ events are selected in data. The muons are then replaced by simulated τ lepton decays with the same kinematic properties as the reconstructed muons. In this way the method relies only on the simulation of the well understood τ lepton decay while all other parts of the event are obtained from data. As a consequence several data-to-simulation corrections as described in section 5.3, which are of particular importance for the event categorization as well as for the shape of the final discriminating variable distribution, do not need to be applied for this process. This applies, for example, to corrections of the jet energy scale, b tagging efficiency, and \bar{p}_T^{miss} . This cross-check is applied in the $e\tau_h$, $\mu\tau_h$, and $\tau_h\tau_h$ final states individually. Both the extrapolation factors from the inclusive event selection into the event subcategories, as well as the shapes of the final discriminating variable distribution for the signal extraction, as obtained from the simulation, are found to be in good agreement with the estimates as obtained from the embedding method, within the estimated uncertainties. In addition the uncertainties that are related to the experimental aspects of the $\mu \rightarrow \tau$ embedding, which are orthogonal to the uncertainties in the estimate from simulation, are incorporated into a modified uncertainty model to replace several uncertainties for the estimate based on the simulation.

6 Statistical inference for the signal

The final discriminating variable used to search for a signal is the total transverse mass, m_T^{tot} [29], defined as

$$m_T^{\text{tot}} = \sqrt{m_T^2(p_T^{\tau_1}, p_T^{\tau_2}) + m_T^2(p_T^{\tau_1}, p_T^{\text{miss}}) + m_T^2(p_T^{\tau_2}, p_T^{\text{miss}})}, \quad (6.1)$$

where the pair (τ_1, τ_2) can be (e, μ) , (e, τ_h) , (μ, τ_h) , or (τ_h, τ_h') , and the transverse mass, m_T , between two objects with transverse momenta p_T and p_T' , and relative difference $\Delta\phi$ in the azimuthal angle is given by:

$$m_T = \sqrt{2 p_T p_T' [1 - \cos(\Delta\phi)]}. \quad (6.2)$$

The input distributions to the statistical inference of the signal in a subset of the most sensitive event subcategories per final state are shown in figures 5 and 6. The expected m_T^{tot} distribution is represented by the stack of filled histograms in the upper panel of each subfigure, where each filled histogram corresponds to the estimated template distribution of the given SM process that has been taken into account for the analysis. For this purpose the fractions of QCD multijet, W+jets, and $t\bar{t}$ events contributing to the event selection by $\text{jet} \rightarrow \tau_h$ misidentification are subsumed into one single contribution labeled as “jet $\rightarrow \tau_h$ ”.

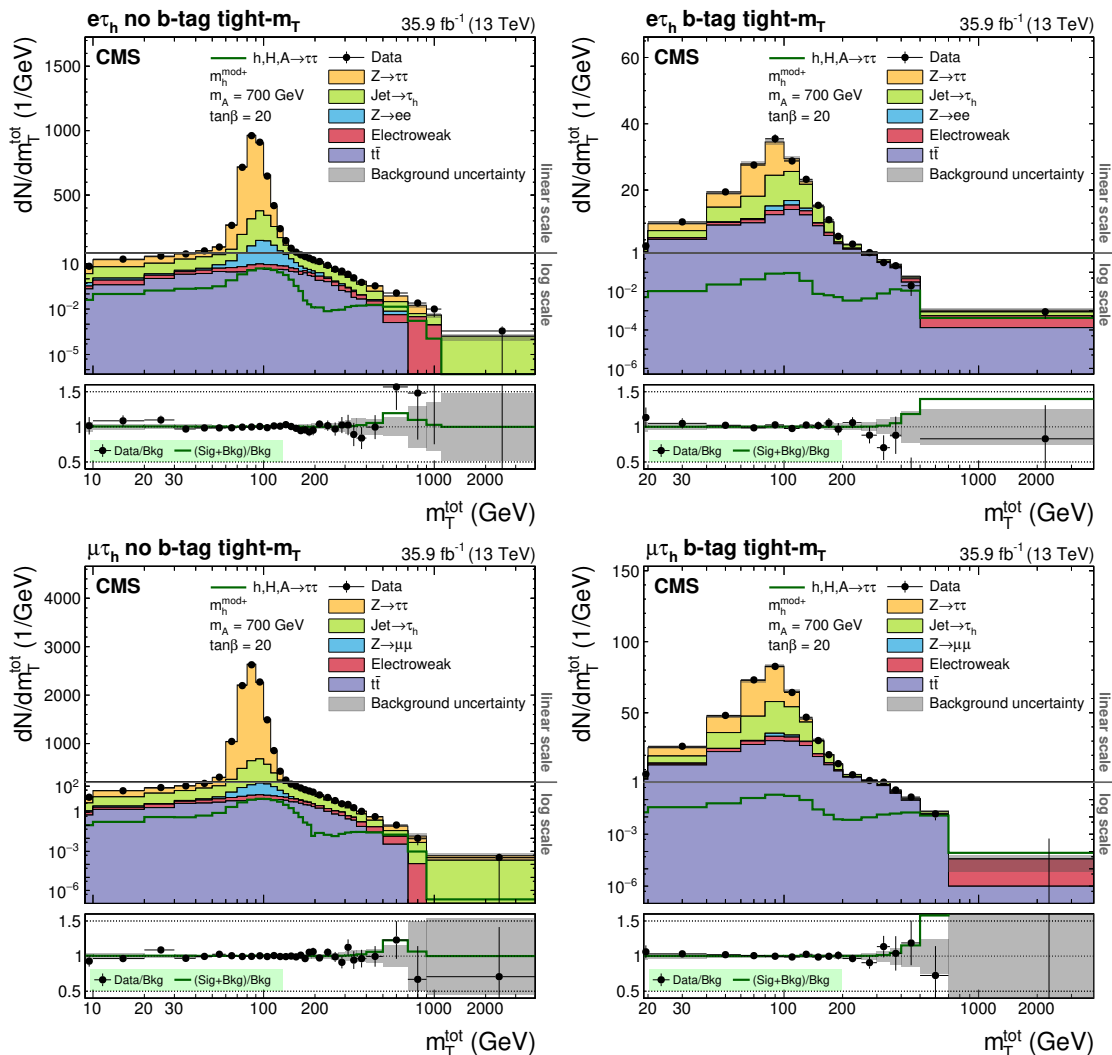


Figure 5. Distribution of m_T^{tot} in the global no b-tag (left) and b-tag (right) categories in the $e\tau_h$ (upper row) and $\mu\tau_h$ (lower row) final states. In all cases the most sensitive tight- m_T event subcategory is shown. The gray horizontal line in the upper panel of each subfigure indicates the change from logarithmic to linear scale on the vertical axis.

The remaining fractions from W +jets, single t quark, and diboson events are subsumed into one single contribution labeled as “Electroweak”. The shaded band associated with the sum of filled histograms corresponds to the combination of all normalization and shape altering uncertainties in all background processes, taking into account all correlations as obtained from the fit used for the signal extraction. The ratio of the data points to the expectation from the sum of all filled histograms is shown in the lower panel of each subfigure; the statistical uncertainty in the data is represented by the error bars and the uncertainty in all background processes by the shaded band. The expected m_T^{tot} distribution for a signal of three neutral Higgs bosons from gluon fusion and the production in association with b quarks in the MSSM $m_h^{\text{mod}+}$ scenario, discussed in ref. [16], for $m_A = 700$ GeV and

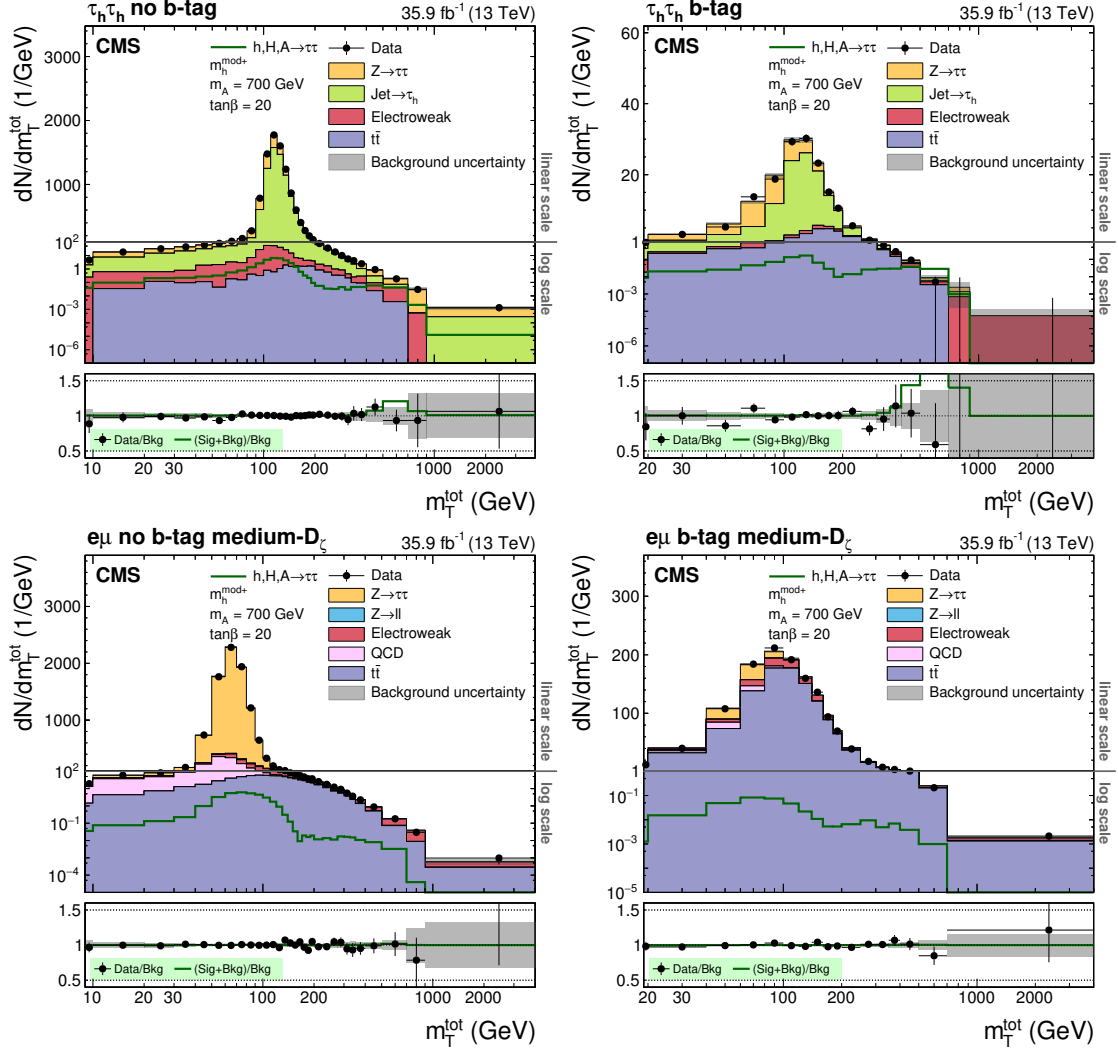


Figure 6. Distribution of m_T^{tot} in the global no b-tag (left) and b-tag (right) categories in the $\tau_h \tau_h$ (upper row) and $e\mu$ (lower row) final states. For the $e\mu$ final state the most sensitive medium- D_ζ event subcategory is shown. The gray horizontal line in the upper panel of each subfigure indicates the change from logarithmic to linear scale on the vertical axis.

$\tan \beta = 20$ is also shown. The signal distribution reveals two peaking structures, related to the signal from the h at about 130 GeV, and the nearly mass degenerate H and A at 700 GeV.

To quantify the amount of signal a simultaneous binned maximum likelihood fit to the m_T^{tot} distributions in all event subcategories and all final states is performed. This is done under the background-only and several signal-plus-background hypotheses to search for potential excesses due to the presence of additional Higgs bosons over the known SM processes. For this purpose the SM Higgs boson is included in the background processes. The control regions, which have been designed to constrain the background from Drell-Yan and $t\bar{t}$ events, are included in the likelihood model, resulting in a fit in sixteen event subcategories and three control regions, as outlined in figure 3. To check the validity of the

statistical model, prior to this fit, several goodness of fit tests, based on the background-only hypothesis, have been performed on the input distributions in each event subcategory. Tests have been chosen, which are sensitive to both kinds of deviations from the applied model, local deviations in individual bins of the input distribution, and deviations across several correlated bins, like systematic shifts. All uncertainties and their correlations have been taken into account for these tests. All tests have indicated good statistical compatibility. The modeling of important input variables has been checked in control regions, and the sensitivity and influence of each individual event (sub-)category on the combined result have been verified, using pseudo-experiments.

The data are interpreted in two ways based on the ratio of the fitted likelihoods for the background-only and the tested signal-plus-background hypotheses. For each interpretation the model for the background processes is formed from the template distributions as shown, for example, in figures 5 and 6. In a first interpretation, which is meant to be as model-independent as possible, the signal model corresponds to a single resonance, ϕ , with a width negligible compared to the experimental resolution. For this purpose, 28 simulated single narrow resonances with mass m_ϕ between 90 GeV and 3.2 TeV in the gluon fusion and in association with b quarks are used. For both production modes the p_T spectrum of the ϕ is simulated at NLO precision as described in section 5.1. The signal is searched for in both production modes at the same time, using two freely varying parameters of interest for the fit to the data, one for each production mode. In a second interpretation, the simulated mass points are combined into the multiresonance signal structure expected from each of the tested MSSM benchmark scenarios. This is done using the model predictions, as described in sections 5.1 and 8, and a linear template morphing algorithm, as described in ref. [72], to move the simulated mass points to their exact predicted values.

7 Systematic uncertainties

The uncertainty model comprises theoretical uncertainties, experimental uncertainties, and uncertainties due to the limited population of the template distributions used for the prediction of the background processes. The last group of uncertainties are most important for the high-mass Higgs boson searches. All systematic uncertainties are implemented in the form of nuisance parameters in the likelihood, which can be further constrained by the fit to the data. The following uncertainties are implemented as normalization uncertainties that leave the shape of the m_T^{tot} distributions unchanged:

- The uncertainty in the integrated luminosity measurement is 2.5% [73]. It is applied to all processes that have been estimated from simulation.
- The uncertainties in the measurement of the identification, isolation, and trigger efficiencies are found to amount to 2% both for electrons and muons, adding all individual contributions in quadrature. These uncertainties are applied to all processes that are estimated from simulation.
- Uncertainties in the measurement of the probability of electrons ($e \rightarrow \tau_h$) and muons ($\mu \rightarrow \tau_h$) to be misidentified as hadronic τ lepton decays are applied to the fraction

of simulated Drell-Yan events with light leptons being misidentified as hadronic τ lepton decays in the $e\tau_h$, $\mu\tau_h$, and $\tau_h\tau_h$ final states. The uncertainty in the $e \rightarrow \tau_h$ misidentification probability amounts to 11 (3)% in the $e\tau_h$ ($\tau_h\tau_h$) final state. The uncertainty in the $\mu \rightarrow \tau_h$ misidentification probability is 12 (5)% in the $\mu\tau_h$ ($\tau_h\tau_h$) final state.

- The uncertainty in the τ_h identification efficiency is found to be 5% per τ_h candidate. It is factorized into a 4 (8)% part that is correlated and a 3 (6)% part that is uncorrelated across all final states containing hadronic τ lepton decays in the $e\tau_h$ and $\mu\tau_h$ ($\tau_h\tau_h$) final states. A 7% uncertainty in the τ_h trigger efficiency measurement is added to the uncorrelated part in the $\tau_h\tau_h$ final state. The uncertainties related to the τ_h reconstruction and identification are applied to all processes that have been estimated from simulation and that contain genuine hadronic τ lepton decays.
- The uncertainty in the jet energy scale affects the number of events entering each category. It is applied to all processes estimated from simulation and ranges from 1 to 6%, depending on the final state and subcategory. Similarly, uncertainties in the rate with which both light-flavor jets and genuine b jets pass the b tagging discriminator selection are applied to all processes estimated from simulation. These uncertainties range from 1 to 5%.
- Uncertainties in the resolution and response of the p_T^{miss} are derived as part of the determination of the recoil corrections. This leads to uncertainties ranging from 1 to 5% that are incorporated for all processes estimated from simulation and to which recoil corrections are applied. These are all signal processes, Drell-Yan production and W+jets events. For the single t quark, diboson and $t\bar{t}$ backgrounds, which do not have recoil corrections applied, jet energy scale and unclustered energy scale variations are propagated to the p_T^{miss} , also leading to uncertainties ranging from 1 to 5%.
- The uncertainty in the background yield from single t quark and diboson production amounts to 5%, based on CMS measurements [74, 75]. In the $e\mu$ final state, where the W+jets contribution is taken from simulation, the theoretical uncertainty in the cross section calculation is 4%. Due to the inclusion of the $Z \rightarrow \mu\mu$ and the $t\bar{t}$ control regions in the model for the statistical inference of the signal, which control the Drell-Yan and $t\bar{t}$ normalization respectively, no theoretical cross section uncertainties are applied for these processes. However, uncertainties are applied to the $Z \rightarrow \tau\tau$, $Z \rightarrow \ell\ell$, and $t\bar{t}$ processes in all signal categories to account for the extrapolation from the control region to the signal regions. The $Z \rightarrow \tau\tau$ extrapolation uncertainties range from 1 to 7%. The extrapolation uncertainties for $Z \rightarrow \ell\ell$ events are 4%. The extrapolation uncertainties from the $t\bar{t}$ control region to the signal regions are found to be below 1%. An additional uncertainty of 1% is, however, applied in the $t\bar{t}$ control region to account for fluctuations in the variables used to select the events in this control region. The uncertainty in the estimation of the backgrounds in the DR_i , which are taken from the simulation and subtracted from the data, for the determination of the F_F^i amounts to 3 (4)% in the $e\tau_h$ and $\mu\tau_h$ ($\tau_h\tau_h$) final states.

- Since the background from QCD multijet events in the $e\mu$ final state is determined from a control region, uncertainties that account for the statistical uncertainty in the data and the subtracted backgrounds in this control region are applied. In addition, this background is subject to uncertainties related to the extrapolation from the control region to the signal regions. An overall 30% extrapolation uncertainty is applied, in addition to category-dependent uncertainties ranging from 4 to 29%, in the measurement of the OS to SS transfer factor.
- Theoretical uncertainties in the acceptance of signal events in the associated production with b quarks are obtained from variations of the renormalization (μ_r) and factorization (μ_f) scales and of the internal generator matching scale Q_{sh} related to parton showering. The scales μ_r and μ_f are varied by factors of 0.5 and 2. The scale uncertainty is obtained from the envelope of the six variations of μ_r and μ_f , as recommended in ref. [76]. Depending on the tested mass it ranges between -4% (for 90 GeV), -0.4% (for 500 GeV), and -2.5% (for 3.2 TeV) in the b-tag categories, and 0.8% (for 90 GeV), 0.3% (for 500 GeV), and 2.0% (for 3.2 TeV) in the no b-tag categories. The scale Q_{sh} is varied by factors of $1/\sqrt{2}$ and $\sqrt{2}$. The resulting uncertainty ranges between -13.2% (for 90 GeV), -4.6% (for 500 GeV), and -1.8% (for 3.2 TeV) in the b-tag categories, and 2.6% (for 90 GeV), 2.9% (for 500 GeV), and 1.4% (for 3.2 TeV) in the no b-tag categories. The uncertainty from the variation of μ_r and μ_f , and the uncertainty from the variation of Q_{sh} are added linearly, following the recommendation in ref. [76].
- For the parameter scan in the model interpretations, theoretical uncertainties due to the different choices of the factorization and renormalization scales in the signal predictions are included. The MSTW2008 [77] PDFs are used for the calculation of the production cross sections. The uncertainties in the choice for the PDFs are calculated following the recommended prescription given in refs. [77, 78]. The uncertainties are evaluated separately for each m_A - $\tan\beta$ point. They vary between 15 and 25%.
- For all results shown in the following the SM Higgs boson production is taken into account in the likelihood ratio. Uncertainties due to different choices of the renormalization and factorization scales for the calculation of the production cross section of the SM Higgs boson amount to 3.9% for gluon fusion, 0.4% for VBF, 2.8% for ZH, and 0.5% for WH production. Uncertainties due to different choices for the PDFs and α_s amount to 3.2% for gluon fusion, 2.1% for VBF, 1.6% for ZH, and 1.9% for WH production. The procedure for deriving these uncertainties is further described in ref. [76].

The following systematic uncertainties allow correlated changes across bins that alter the shape of the $m_{\text{T}}^{\text{tot}}$ input distributions, and are referred to as shape uncertainties hereafter:

- In the $e\mu$ final state, shape uncertainties are applied to all processes with jets misidentified as electrons or muons to account for the uncertainties in the $\text{jet} \rightarrow e$ and $\text{jet} \rightarrow \mu$ misidentification probability. The size of these uncertainties depends on the jet p_{T} , with a minimum uncertainty of 13 (10)% for electrons (muons).

- Three independent uncertainties are applied on the energy scale for genuine τ leptons decaying hadronically; for the decay into a single charged hadron with and without neutral pions and the decay into three charged hadrons. Each uncertainty is 1.2%. They affect both the normalization and the shape of the $m_{\text{T}}^{\text{tot}}$ distribution for the signal, the $Z \rightarrow \tau\tau$, $t\bar{t}$ and diboson backgrounds containing genuine τ leptons in the $e\tau_{\text{h}}$, $\mu\tau_{\text{h}}$, and $\tau_{\text{h}}\tau_{\text{h}}$ final states.
- An asymmetric uncertainty of $+5\% \times p_{\text{T}}[\text{TeV}]$ and $-35\% \times p_{\text{T}}[\text{TeV}]$ is applied to account for the extrapolation in the τ_{h} identification efficiency estimate, which is mostly determined by low- p_{T} hadronic τ lepton decays close to the Z boson peak, to higher- p_{T} regimes of the τ leptons that are particularly relevant for the high-mass signal hypotheses. The p_{T} of the τ_{h} candidate is scaled by the corresponding factor. This uncertainty is applied to the signal, the $Z \rightarrow \tau\tau$, $t\bar{t}$, and diboson backgrounds containing genuine τ leptons in the $e\tau_{\text{h}}$, $\mu\tau_{\text{h}}$, and $\tau_{\text{h}}\tau_{\text{h}}$ final states.
- In the $e\tau_{\text{h}}$ final state, an uncertainty in the energy scale of electrons misidentified as hadronic τ lepton decays is applied, split into a 1 (0.5)% uncertainty in the correction for the decay mode with one charged hadron with (without) neutral pions. This uncertainty is only applied to the $Z \rightarrow ee$ process where one of the electrons is misidentified as a hadronic τ lepton decay.
- In the $e\mu$ final state, an uncertainty in the electron energy scale is applied that amounts to 1% in the barrel and 2.5% in the endcaps. In the $e\tau_{\text{h}}$ final state this uncertainty is covered by the uncertainty in the energy scale of the τ_{h} candidate.
- An uncertainty in the correction of the p_{T} of the top quarks in simulated $t\bar{t}$ events is applied that corresponds to 100% of the correction as discussed in section 5.3. It affects this background in all signal regions and in the $t\bar{t}$ control region. It is further constrained by the $t\bar{t}$ control region described in section 4.
- Five uncertainties are included to cover the uncertainty in the reweighting method used to improve the simulation of Drell-Yan events as described in section 5.3. These uncertainties include the propagation of the 0.2% muon energy scale uncertainty to the derived weights and the propagation of a 6% $t\bar{t}$ cross section uncertainty, which affects the simulated $t\bar{t}$ background that needs to be subtracted in the $Z \rightarrow \mu\mu$ selection. Since the reweighting is obtained prior to the statistical inference for the signal this is not coupled to the $t\bar{t}$ control region. In addition, the statistical uncertainties in the measured weights are found to be nonnegligible in three of the bins used to derive the correction, which leads to three additional shape uncertainties related to the reweighting procedure.

In the $\mu\tau_{\text{h}}$, $e\tau_{\text{h}}$, and $\tau_{\text{h}}\tau_{\text{h}}$ final states, the following shape uncertainties related to the fake factor method are applied to those background components that are estimated by this method:

- Statistical uncertainties in the estimate of the F_{F}^i in the DR_i are obtained from the uncertainties of the fit used to parametrize the F_{F}^i . They amount to 4% in the $\mu\tau_{\text{h}}$ final state and range between 4 and 7% (2 and 3%) in the $e\tau_{\text{h}}$ ($\tau_{\text{h}}\tau_{\text{h}}$) final states.

- In the $e\tau_h$ and $\mu\tau_h$ final states, uncertainties are taken into account in the corrections due to the finite number of events or omitted dependencies during the determination of the F_F^i . This is done for all backgrounds considered. Additional uncertainties are taken into account in all process specific corrections that are applied to the F_F^i . For F_F^{QCD} these are the correction of the extrapolation from the SS to the OS region and the correction as a function of the lepton isolation. For F_F^{W+jets} this is the correction as a function of $m_T^{e(\mu)}$. For $F_F^{t\bar{t}}$ this is the data-to-simulation correction in the dedicated control region. All these uncertainties are added in quadrature for each corresponding background and vary between 7 and 10% and between 5 and 7% in the $e\tau_h$ and $\mu\tau_h$ final states respectively.
- In the $\tau_h\tau_h$ final state, uncertainties are taken into account in the corrections due to the finite number of events or omitted dependencies during the determination of the F_F^i . Additional uncertainties in the correction of the SS to OS extrapolation as a function of the p_T of the other τ_h candidate, in the estimate of the fractions of W+jets, Drell-Yan, and $t\bar{t}$ events with one jet misidentified as a hadronic τ lepton decay, and in the use of F_F^{QCD} for the estimation of the W+jets and $t\bar{t}$ contributions to the total $jet \rightarrow \tau_h$ background are taken into account. When added in quadrature, these additional uncertainties are of the order of 10%.

The shape uncertainties related to the fake factor method are factorized into a pure shape and pure normalization part. The normalization terms of the statistical uncertainties are added in quadrature for each individual category in each final state and applied as normalization uncertainties.

In addition, uncertainties due to the limited population of the template distributions used for the prediction of the background processes are taken into account by allowing each bin of each background template to vary within its statistical uncertainty. These uncertainties are uncorrelated across the bins of the input distributions. An overview of all uncertainties that have been taken into account in the likelihood model used for the statistical analysis is given in table 5.

8 Results

The complete model, to extract the signal, results in a likelihood function of the form

$$\mathcal{L}(\{k_i\}|\mu s(\theta) + b(\theta)) = \prod_i \mathcal{P}(k_i|\mu s_i(\theta) + b_i(\theta)) \prod_j \mathcal{C}(\hat{\theta}_j|\theta_j), \quad (8.1)$$

where i labels all bins of the input distributions with event numbers k_i in all event sub-categories and control regions and j all nuisance parameters, referred to by θ . The term θ_j corresponds to a given nuisance parameter, μ to a scaling parameter for a given signal s_i , and b_i to the prediction of all backgrounds in bin i . The function $\mathcal{P}(k_i|\mu s_i(\theta) + b_i(\theta))$ corresponds to a Poisson distribution, $\mathcal{C}(\hat{\theta}_j|\theta_j)$ to the probability density function used to implement the uncertainty related to the nuisance parameter θ_j , and $\hat{\theta}_j$ to the estimate for θ_j from the fit to the data. All distributions shown in figures 5 and 6 are after an

Uncertainty	$e\mu$	$e\tau_h$	$\mu\tau_h$	$\tau_h\tau_h$	Process	Shape	Variation
Integrated luminosity	✓	✓	✓	✓	MC	—	2.5%
Jet \rightarrow e mis-ID	✓	—	—	—	MC	✓	13%
Jet \rightarrow μ mis-ID	✓	—	—	—	MC	✓	10%
e/μ -trigger, ID, isolation	✓	✓	—	—	MC	—	2%
	✓	—	✓	—	MC	—	2%
$e \rightarrow \tau_h$ mis-ID	—	✓	—	—	$Z \rightarrow ee$	—	11%
	—	—	—	✓	$Z \rightarrow ee$	—	3%
$\mu \rightarrow \tau_h$ mis-ID	—	—	✓	—	$Z \rightarrow \mu\mu$	—	12%
	—	—	—	✓	$Z \rightarrow \mu\mu$	—	5%
τ_h -trigger	—	—	—	✓	MC	—	7%
τ_h -ID	—	✓	✓	—	MC	—	3 (4)%
	—	—	—	✓	MC	—	6 (8)%
τ_h -ID (high p_T)	—	✓	✓	✓	MC	✓	p_T dep.
τ_h energy scale	—	✓	✓	✓	MC	✓	1.2%
$e \rightarrow \tau_h$ energy scale	—	✓	—	—	$Z \rightarrow ee$	✓	0.5–1.0%
e energy scale	✓	—	—	—	MC	✓	1.0–2.5%
Jet energy scale	✓	✓	✓	✓	MC	—	1–6%
b tagging	✓	✓	✓	✓	MC	—	1–5%
p_T^{miss} resp./res.	✓	✓	✓	✓	MC	—	1–5%
	✓	✓	✓	✓	Diboson	—	5%
Bkgr. in signal categories	✓	✓	✓	✓	single t	—	5%
	✓	—	—	—	W+jets	—	4%
	✓	✓	✓	✓	$Z \rightarrow \tau\tau$	—	1–7%
	✓	✓	✓	✓	$Z \rightarrow \ell\ell$	—	4%
Sideband extrapolation	✓	✓	✓	✓	$t\bar{t}$	—	1%
	✓	—	—	—	QCD	—	4–29 (30)%
Top quark p_T reweighting	✓	✓	✓	✓	$t\bar{t}$	✓	100%
Z reweighting of LO MC	✓	✓	✓	✓	$Z \rightarrow \tau\tau, \ell\ell$	✓	See text
Bkgr. in $DR_{QCD/W+jets}$	—	✓	✓	—	MC	—	3%
	—	—	—	✓	MC	—	4%
	—	✓	—	—	F_F	✓	4–7%
F_F^i stat. uncert.	—	—	✓	—	F_F	✓	4%
	—	—	—	✓	F_F	✓	2–3%
	—	✓	—	—	F_F	✓	7–10%
F_F^i corrections	—	—	✓	—	F_F	✓	5–7%
	—	—	—	✓	F_F	✓	10%
b-associated signal acceptance	✓	✓	✓	✓	Signal	—	3.2–16.5%
PDF/scale	✓	✓	✓	✓	Signal	—	15–25%
	✓	✓	✓	✓	SM Higgs	—	0.5–3.2%

Table 5. Overview of the systematic uncertainties used in the likelihood model for the statistical inference of the signal. The label “MC” refers to all processes that are obtained from simulation, the label “ F_F ” refers to all backgrounds that are obtained from the fake factor method. Values in parentheses correspond to additional uncertainties correlated across final states or event categories. Detailed descriptions are given in section 7.

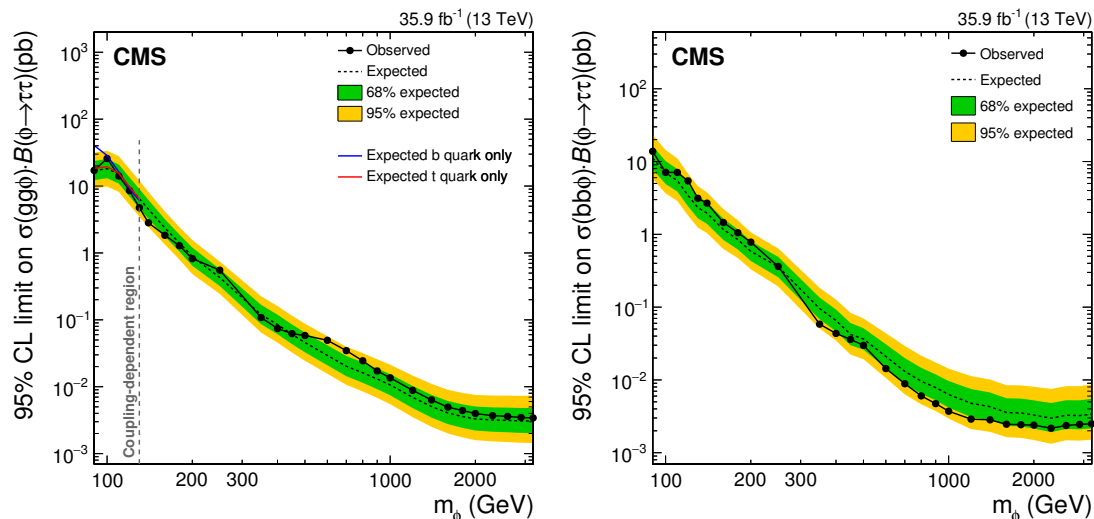


Figure 7. Expected and observed 95% CL upper limits for the production of a single narrow resonance, ϕ , with a mass between 90 GeV and 3.2 TeV in the $\tau\tau$ final state (left) for the production via gluon fusion ($gg\phi$) and (right) in association with b quarks ($bb\phi$). The expected median of the exclusion limit is shown by the dashed line. The dark green and bright yellow bands indicate the 68 and 95% confidence intervals for the variation of the expected exclusion limit. The black dots correspond to the observed limits. In the left panel the expected exclusion limits for the cases where (blue continuous line) only the b quark and (red continuous line) only the t quark are taken into account in the fermion loop are also shown. Left of the dashed vertical line the two different assumptions lead to visible differences in the expected exclusion limit.

MSSM $m_h^{\text{mod}+}$ signal-plus-background hypothesis, corresponding to $m_A = 700$ GeV and $\tan\beta = 20$, has been fitted to the data. No signal is observed in the investigated mass range between 90 GeV and 3.2 TeV and upper limits on the presence of a signal are set in the two interpretations of the data as discussed in section 6. This is done following the modified frequentist approach as described in refs. [79, 80], using the same definition of the test statistic as in the search for the SM Higgs boson [81, 82]:

$$q_\mu = -2 \ln \left(\frac{\mathcal{L}(\{k_i\} | \mu s(\hat{\theta}_\mu) + b(\hat{\theta}_\mu))}{\mathcal{L}(\{k_i\} | \hat{\mu} s(\hat{\theta}_{\hat{\mu}}) + b(\hat{\theta}_{\hat{\mu}}))} \right), \quad 0 \leq \hat{\mu} \leq \mu, \quad (8.2)$$

where the hat in $\hat{\mu}$, $\hat{\theta}_\mu$ and $\hat{\theta}_{\hat{\mu}}$ again indicates the estimate of the corresponding quantity from the fit to the data and the index of q_μ indicates that the fit to the data has been performed for a fixed value of μ . In the large number limit the distribution of q_μ can be approximated by analytic functions, from which the median and the uncertainty contours can be obtained as described in ref. [83].

In the first interpretation of the data 95% confidence level (CL) upper limits are set on the product of the branching fraction for the decay into τ leptons and the cross section for the production of a single narrow width resonance, ϕ , via gluon fusion or in association with b quarks. In figure 7 these limits are shown as a function of m_ϕ . For the determination of the limit on one process, e.g., gluon fusion, the normalization for

the corresponding other process, e.g., associated production with b quarks, is treated as a freely varying parameter in the signal-plus-background fit that is performed prior to the limit calculation. The expectation for an SM Higgs boson at 125 GeV is taken into account in the SM backgrounds. For both production modes the p_T spectrum of the ϕ is estimated at NLO precision in α_s , as described in section 5.1. Differences in the sensitivity of the analysis only occur at low masses, where the p_T of the ϕ significantly contributes to the p_T of its decay products. In the figure this is emphasized by adding the median for the expected limit using either only the b quark or only the t quark for the modeling of the ϕ p_T spectrum. For the production via gluon fusion the expected limits range between 18 pb at $m_\phi = 90$ GeV and 3.5 fb at $m_\phi = 3.2$ TeV. For the production in association with b quarks they range between 15 pb (at $m_\phi = 90$ GeV) and 2.5 fb (at $m_\phi = 3.2$ TeV). In both cases, the excluded cross section falls with increasing mass, before becoming constant at around 1 TeV. No significant deviation from the expectation is observed. When restricted to the $e\tau_h$, $\mu\tau_h$, or $\tau_h\tau_h$ final state, the results obtained from the cross-checks summarized in section 5.4 are compatible with the results obtained from the main analysis described in this paper. A scan of the likelihood for this signal model is also performed, as a function of the gluon fusion cross section and the cross section for the associated production with b quarks, for the tested mass points. A representative subset of this likelihood scan at six mass points is shown in figure 8.

In the second interpretation of the data, exclusion contours in the m_A - $\tan\beta$ plane are determined for two representative benchmark scenarios of the MSSM, the $m_h^{\text{mod}+}$ and the hMSSM [84–86]. Apart from small phase space regions, the $m_h^{\text{mod}+}$ scenario is compatible with the observation of the Higgs boson at 125 GeV, which is interpreted as the h within the theoretical uncertainties in m_h of ± 3 GeV [87, 88]. The phenomenological hMSSM also incorporates the observed Higgs boson with a fixed mass of 125 GeV, interpreting it as the h. The uncertainties in the mass measurement are then used in turn to estimate the main radiative corrections to predict the masses and couplings of the remaining MSSM Higgs bosons. For the determination of the exclusion contours the model predictions as provided by the LHC Higgs Cross Section Working Group [76, 89] are used. Inclusive cross sections for the production via gluon fusion are calculated using the program SUSHI (v1.4.1) [90], including NLO QCD corrections in the context of the MSSM [91–96], as well as NNLO QCD corrections for the top quark contribution to the fermion loop in the heavy top quark limit [97–101], and electroweak effects from light quarks [102, 103]. For associated production with b quarks four-flavor scheme NLO QCD calculations [104, 105] and five-flavor scheme NNLO QCD calculations, as implemented in SUSHI based on BBH@NNLO [106], are combined using the Santander matching scheme [107]. The Higgs boson masses and mixing, and the effective Yukawa couplings for the $m_h^{\text{mod}+}$ scenario, are calculated using the FEYNHIGGS 2.10.2 [87, 108–111] code. The branching fraction of the MSSM Higgs bosons to τ leptons is calculated with FEYNHIGGS for the $m_h^{\text{mod}+}$ scenario and using the program HDECAY 6.40 [112] for the hMSSM scenario.

The simulated single neutral Higgs boson signals are combined into a multiresonance signal model for the given values of m_A and $\tan\beta$, taking into account the predictions for the mass, production cross sections, and branching fraction into τ leptons for each of the

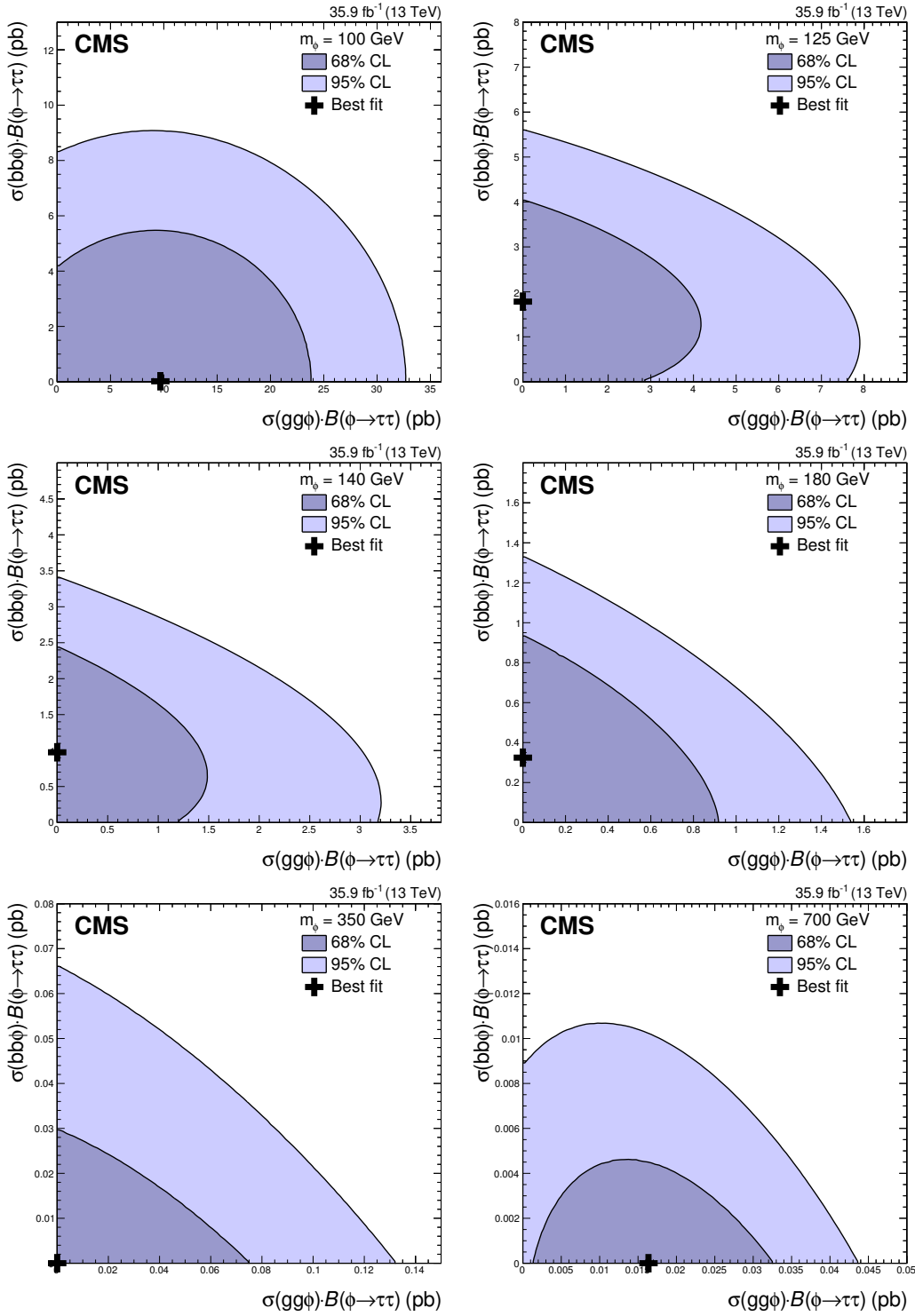


Figure 8. Scan of the likelihood function for the search in the $\tau\tau$ final state for a single narrow resonance, ϕ , produced via gluon fusion ($gg\phi$) or in association with b quarks ($bb\phi$). A representative subset of the mass points tested at (upper left) 100 GeV, (upper right) 125 GeV, (middle left) 140 GeV, (middle right) 180 GeV, (lower left) 350 GeV, and (lower right) 700 GeV is shown. Note that in the fits the signal strengths are not allowed to become negative.

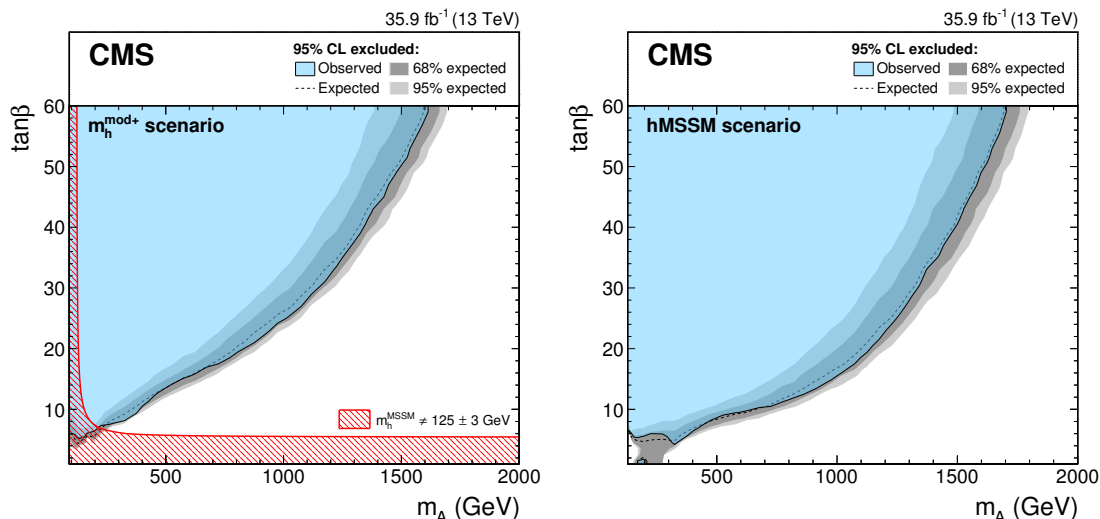


Figure 9. Expected and observed 95% CL exclusion contour (left) in the MSSM $m_h^{\text{mod}+}$ and (right) in the hMSSM scenarios. The expected median is shown as a dashed black line. The dark and bright gray bands indicate the 68 and 95% confidence intervals for the variation of the expected exclusion. The observed exclusion contour is indicated by the colored blue area. For the $m_h^{\text{mod}+}$ scenario, those parts of the parameter space, where m_h deviates by more than ± 3 GeV from the mass of the observed Higgs boson at 125 GeV are indicated by a red hatched area.

neutral Higgs bosons. For each value of m_A and $\tan\beta$, using a fine-grain scan, a maximum likelihood fit to the data is performed under the background-only and the signal-plus-background hypotheses using the likelihood of eq. (8.1) with a test statistic that is slightly different from eq. (8.2). The numerator remains the same, with a fixed value of $\mu = 1$, and corresponds to the signal prediction for the given value of m_A and $\tan\beta$. However no signal strength parameter is included in the denominator; the model is thus fixed to the background-only prediction. Note that the SM Higgs boson is added to the non Higgs boson background processes. This turns the likelihood ratio into a comparison between the MSSM and the SM Higgs sector hypotheses, and ensures a well defined problem even when the analysis becomes sensitive to the observed Higgs boson at 125 GeV. In such a situation a test of the MSSM hypothesis against a background hypothesis ignoring the SM Higgs boson would be based on a wrong null-hypothesis. The median and confidence intervals for the expected exclusion contour are determined from pseudo-experiments. In figure 9 the observed and expected 95% CL exclusion contours for the MSSM $m_h^{\text{mod}+}$ and the hMSSM scenarios are shown. The exclusion contours reach up to 1.6 TeV, extending the excluded mass range by almost a factor of two in m_A compared to the previous CMS publication using the same final state [18]. In both scenarios the exclusion contours extend down to values of $\tan\beta \approx 6$ for values of $m_A \lesssim 250$ GeV. For the $m_h^{\text{mod}+}$ scenario, those parts of the parameter space in which m_h deviates by more than ± 3 GeV from the mass of the observed Higgs boson at 125 GeV are indicated by a red hatched area. These results are compatible with the findings of a similar search performed by the ATLAS collaboration, based on an equivalent dataset [17].

In the low mass region the exclusion contour is similar to the previous CMS publication, while a higher sensitivity might be expected. This can be attributed to three main factors: the choice of single lepton triggers in the $e\tau_h$ and $\mu\tau_h$ final states together with the higher instantaneous luminosity leads to the need for higher p_T thresholds at the trigger level and therefore reduced signal acceptance; the change of the discriminating variable from the estimate of the fully reconstructed $\tau\tau$ mass to m_T^{tot} provides more sensitivity for high masses, but slightly less sensitivity for lower masses; and finally the prediction of the kinematic distributions of the signal at NLO precision reveals a generally softer p_T spectrum for the gluon fusion production mode, which dominates for low values of $\tan\beta$. Over the whole mass range the observed exclusion contours follow the expectation with the largest deviations still contained in the 95% confidence interval for the variation of the expected exclusion.

9 Summary

A search for additional heavy neutral Higgs bosons in the decay into two τ leptons in the context of the minimal supersymmetric standard model (MSSM) has been presented. This search has been performed in the most sensitive $e\mu$, $e\tau_h$, $\mu\tau_h$, and $\tau_h\tau_h$ final states of the $\tau\tau$ pair, where τ_h indicates a hadronic τ lepton decay. No signal has been found. Model-independent limits at 95% confidence level have been set for the production of a single narrow resonance decaying into a pair of τ leptons. These range from 18 pb at 90 GeV to 3.5 fb at 3.2 TeV for production via gluon fusion and from 15 pb (at 90 GeV) to 2.5 fb (at 3.2 TeV) for production in association with b quarks. Finally 95% confidence level exclusion contours have been provided for two representative benchmark scenarios, namely the $m_h^{\text{mod+}}$ and the hMSSM scenarios. In these two scenarios the presence of a neutral heavy MSSM Higgs boson up to $m_A \lesssim 250$ GeV is excluded for $\tan\beta$ values above 6. The exclusion contour reaches 1.6 TeV for $\tan\beta = 60$.

Acknowledgments

We thank Emanuele Bagnaschi and Stefan Liebler for their support in developing the procedure for obtaining the Higgs boson kinematics at NLO plus parton shower precision with POWHEG. This work has been performed in the frame of the LHC Higgs Cross Section Working Group.

We congratulate our colleagues in the CERN accelerator departments for the excellent performance of the LHC and thank the technical and administrative staffs at CERN and at other CMS institutes for their contributions to the success of the CMS effort. In addition, we gratefully acknowledge the computing centers and personnel of the Worldwide LHC Computing Grid for delivering so effectively the computing infrastructure essential to our analyses. Finally, we acknowledge the enduring support for the construction and operation of the LHC and the CMS detector provided by the following funding agencies: BMWFW and FWF (Austria); FNRS and FWO (Belgium); CNPq, CAPES, FAPERJ,

and FAPESP (Brazil); MES (Bulgaria); CERN; CAS, MoST, and NSFC (China); COLCIENCIAS (Colombia); MSES and CSF (Croatia); RPF (Cyprus); SENESCYT (Ecuador); MoER, ERC IUT, and ERDF (Estonia); Academy of Finland, MEC, and HIP (Finland); CEA and CNRS/IN2P3 (France); BMBF, DFG, and HGF (Germany); GSRT (Greece); NKFIA (Hungary); DAE and DST (India); IPM (Iran); SFI (Ireland); INFN (Italy); MSIP and NRF (Republic of Korea); LAS (Lithuania); MOE and UM (Malaysia); BUAP, CINVESTAV, CONACYT, LNS, SEP, and UASLP-FAI (Mexico); MBIE (New Zealand); PAEC (Pakistan); MSHE and NSC (Poland); FCT (Portugal); JINR (Dubna); MON, RosAtom, RAS and RFBR (Russia); MESTD (Serbia); SEIDI, CPAN, PCTI and FEDER (Spain); Swiss Funding Agencies (Switzerland); MST (Taipei); ThEPCenter, IPST, STAR, and NSTDA (Thailand); TUBITAK and TAEK (Turkey); NASU and SFFR (Ukraine); STFC (United Kingdom); DOE and NSF (U.S.A.).

Individuals have received support from the Marie-Curie program and the European Research Council and Horizon 2020 Grant, contract No. 675440 (European Union); the Leventis Foundation; the A. P. Sloan Foundation; the Alexander von Humboldt Foundation; the Belgian Federal Science Policy Office; the Fonds pour la Formation à la Recherche dans l'Industrie et dans l'Agriculture (FRIA-Belgium); the Agentschap voor Innovatie door Wetenschap en Technologie (IWT-Belgium); the F.R.S.-FNRS and FWO (Belgium) under the “Excellence of Science - EOS” - be.h project n. 30820817; the Ministry of Education, Youth and Sports (MEYS) of the Czech Republic; the Lendület (“Momentum”) Program and the János Bolyai Research Scholarship of the Hungarian Academy of Sciences, the New National Excellence Program ÚNKP, the NKFIA research grants 123842, 123959, 124845, 124850 and 125105 (Hungary); the Council of Science and Industrial Research, India; the HOMING PLUS program of the Foundation for Polish Science, cofinanced from European Union, Regional Development Fund, the Mobility Plus program of the Ministry of Science and Higher Education, the National Science Center (Poland), contracts Harmonia 2014/14/M/ST2/00428, Opus 2014/13/B/ST2/02543, 2014/15/B/ST2/03998, and 2015/19/B/ST2/02861, Sonata-bis 2012/07/E/ST2/01406; the National Priorities Research Program by Qatar National Research Fund; the Programa Estatal de Fomento de la Investigación Científica y Técnica de Excelencia María de Maeztu, grant MDM-2015-0509 and the Programa Severo Ochoa del Principado de Asturias; the Thalís and Aristeia programs cofinanced by EU-ESF and the Greek NSRF; the Rachadapisek Sompot Fund for Postdoctoral Fellowship, Chulalongkorn University and the Chulalongkorn Academic into Its 2nd Century Project Advancement Project (Thailand); the Welch Foundation, contract C-1845; and the Weston Havens Foundation (U.S.A.).

Open Access. This article is distributed under the terms of the Creative Commons Attribution License ([CC-BY 4.0](https://creativecommons.org/licenses/by/4.0/)), which permits any use, distribution and reproduction in any medium, provided the original author(s) and source are credited.

References

- [1] ATLAS collaboration, *Observation of a new particle in the search for the Standard Model Higgs boson with the ATLAS detector at the LHC*, *Phys. Lett. B* **716** (2012) 1 [[arXiv:1207.7214](https://arxiv.org/abs/1207.7214)] [[INSPIRE](#)].
- [2] CMS collaboration, *Observation of a new boson at a mass of 125 GeV with the CMS experiment at the LHC*, *Phys. Lett. B* **716** (2012) 30 [[arXiv:1207.7235](https://arxiv.org/abs/1207.7235)] [[INSPIRE](#)].
- [3] CMS collaboration, *Observation of a new boson with mass near 125 GeV in pp collisions at $\sqrt{s} = 7$ and 8 TeV*, *JHEP* **06** (2013) 081 [[arXiv:1303.4571](https://arxiv.org/abs/1303.4571)] [[INSPIRE](#)].
- [4] P.W. Higgs, *Broken symmetries, massless particles and gauge fields*, *Phys. Lett.* **12** (1964) 132 [[INSPIRE](#)].
- [5] P.W. Higgs, *Broken symmetries and the masses of gauge bosons*, *Phys. Rev. Lett.* **13** (1964) 508 [[INSPIRE](#)].
- [6] G.S. Guralnik, C.R. Hagen and T.W.B. Kibble, *Global conservation laws and massless particles*, *Phys. Rev. Lett.* **13** (1964) 585 [[INSPIRE](#)].
- [7] P.W. Higgs, *Spontaneous symmetry breakdown without massless bosons*, *Phys. Rev.* **145** (1966) 1156 [[INSPIRE](#)].
- [8] T.W.B. Kibble, *Symmetry breaking in non-abelian gauge theories*, *Phys. Rev.* **155** (1967) 1554 [[INSPIRE](#)].
- [9] F. Englert and R. Brout, *Broken symmetry and the mass of gauge vector mesons*, *Phys. Rev. Lett.* **13** (1964) 321 [[INSPIRE](#)].
- [10] ATLAS, CMS collaborations, *Combined measurement of the Higgs boson mass in pp collisions at $\sqrt{s} = 7$ and 8 TeV with the ATLAS and CMS experiments*, *Phys. Rev. Lett.* **114** (2015) 191803 [[arXiv:1503.07589](https://arxiv.org/abs/1503.07589)] [[INSPIRE](#)].
- [11] ATLAS, CMS collaborations, *Measurements of the Higgs boson production and decay rates and constraints on its couplings from a combined ATLAS and CMS analysis of the LHC pp collision data at $\sqrt{s} = 7$ and 8 TeV*, *JHEP* **08** (2016) 045 [[arXiv:1606.02266](https://arxiv.org/abs/1606.02266)] [[INSPIRE](#)].
- [12] Yu.A. Golfand and E.P. Likhtman, *Extension of the algebra of Poincaré group generators and violation of p invariance*, *JETP Lett.* **13** (1971) 323 [[INSPIRE](#)].
- [13] J. Wess and B. Zumino, *Supergauge transformations in four-dimensions*, *Nucl. Phys. B* **70** (1974) 39 [[INSPIRE](#)].
- [14] P. Fayet, *Supergauge invariant extension of the Higgs mechanism and a model for the electron and its neutrino*, *Nucl. Phys. B* **90** (1975) 104 [[INSPIRE](#)].
- [15] P. Fayet, *Spontaneously broken supersymmetric theories of weak, electromagnetic and strong interactions*, *Phys. Lett. B* **69** (1977) 489 [[INSPIRE](#)].
- [16] M. Carena, S. Heinemeyer, O. Stål, C.E.M. Wagner and G. Weiglein, *MSSM Higgs boson searches at the LHC: benchmark scenarios after the discovery of a Higgs-like particle*, *Eur. Phys. J. C* **73** (2013) 2552 [[arXiv:1302.7033](https://arxiv.org/abs/1302.7033)] [[INSPIRE](#)].

- [17] ATLAS collaboration, *Search for additional heavy neutral Higgs and gauge bosons in the ditau final state produced in 36 fb^{-1} of pp collisions at $\sqrt{s} = 13\text{ TeV}$ with the ATLAS detector*, *JHEP* **01** (2018) 055 [[arXiv:1709.07242](#)] [[INSPIRE](#)].
- [18] CMS collaboration, *Search for neutral MSSM Higgs bosons decaying to a pair of tau leptons in pp collisions*, *JHEP* **10** (2014) 160 [[arXiv:1408.3316](#)] [[INSPIRE](#)].
- [19] DELPHI, OPAL, ALEPH, L3 and LEP Working Group for Higgs Boson Searches collaborations, S. Schael et al., *Search for neutral MSSM Higgs bosons at LEP*, *Eur. Phys. J. C* **47** (2006) 547 [[hep-ex/0602042](#)] [[INSPIRE](#)].
- [20] CDF collaboration, T. Aaltonen et al., *Search for Higgs bosons predicted in two-Higgs-doublet models via decays to tau lepton pairs in 1.96 TeV $p\bar{p}$ collisions*, *Phys. Rev. Lett.* **103** (2009) 201801 [[arXiv:0906.1014](#)] [[INSPIRE](#)].
- [21] D0 collaboration, V.M. Abazov et al., *Search for neutral Higgs bosons in the multi-b-jet topology in 5.2 fb^{-1} of $p\bar{p}$ collisions at $\sqrt{s} = 1.96\text{ TeV}$* , *Phys. Lett. B* **698** (2011) 97 [[arXiv:1011.1931](#)] [[INSPIRE](#)].
- [22] D0 collaboration, V.M. Abazov et al., *Search for Higgs bosons decaying to $\tau\tau$ pairs in $p\bar{p}$ collisions at $\sqrt{s} = 1.96\text{ TeV}$* , *Phys. Lett. B* **707** (2012) 323 [[arXiv:1106.4555](#)] [[INSPIRE](#)].
- [23] CDF collaboration, T. Aaltonen et al., *Search for Higgs bosons produced in association with b-quarks*, *Phys. Rev. D* **85** (2012) 032005 [[arXiv:1106.4782](#)] [[INSPIRE](#)].
- [24] CMS collaboration, *Search for a Higgs boson decaying into a b-quark pair and produced in association with b quarks in proton-proton collisions at 7 TeV* , *Phys. Lett. B* **722** (2013) 207 [[arXiv:1302.2892](#)] [[INSPIRE](#)].
- [25] CMS collaboration, *Search for neutral MSSM Higgs bosons decaying into a pair of bottom quarks*, *JHEP* **11** (2015) 071 [[arXiv:1506.08329](#)] [[INSPIRE](#)].
- [26] CMS collaboration, *Search for beyond the standard model Higgs bosons decaying into a $b\bar{b}$ pair in pp collisions at $\sqrt{s} = 13\text{ TeV}$* , *JHEP* **08** (2018) 113 [[arXiv:1805.12191](#)] [[INSPIRE](#)].
- [27] ATLAS collaboration, *Search for the neutral Higgs bosons of the minimal supersymmetric standard model in pp collisions at $\sqrt{s} = 7\text{ TeV}$ with the ATLAS detector*, *JHEP* **02** (2013) 095 [[arXiv:1211.6956](#)] [[INSPIRE](#)].
- [28] CMS collaboration, *Search for neutral MSSM Higgs bosons decaying to $\mu^+\mu^-$ in pp collisions at $\sqrt{s} = 7$ and 8 TeV* , *Phys. Lett. B* **752** (2016) 221 [[arXiv:1508.01437](#)] [[INSPIRE](#)].
- [29] ATLAS collaboration, *Search for neutral Higgs bosons of the minimal supersymmetric standard model in pp collisions at $\sqrt{s} = 8\text{ TeV}$ with the ATLAS detector*, *JHEP* **11** (2014) 056 [[arXiv:1409.6064](#)] [[INSPIRE](#)].
- [30] ATLAS collaboration, *Search for minimal supersymmetric standard model Higgs bosons H/A and for a Z' boson in the $\tau\tau$ final state produced in pp collisions at $\sqrt{s} = 13\text{ TeV}$ with the ATLAS Detector*, *Eur. Phys. J. C* **76** (2016) 585 [[arXiv:1608.00890](#)] [[INSPIRE](#)].
- [31] CMS collaboration, *Search for neutral MSSM Higgs bosons decaying to tau pairs in pp collisions at $\sqrt{s} = 7\text{ TeV}$* , *Phys. Rev. Lett.* **106** (2011) 231801 [[arXiv:1104.1619](#)] [[INSPIRE](#)].
- [32] CMS collaboration, *Search for neutral Higgs bosons decaying to tau pairs in pp collisions at $\sqrt{s} = 7\text{ TeV}$* , *Phys. Lett. B* **713** (2012) 68 [[arXiv:1202.4083](#)] [[INSPIRE](#)].

- [33] CMS collaboration, *Description and performance of track and primary-vertex reconstruction with the CMS tracker*, *2014 JINST* **9** P10009 [[arXiv:1405.6569](#)] [[INSPIRE](#)].
- [34] CMS collaboration, *Performance of electron reconstruction and selection with the CMS detector in proton-proton collisions at $\sqrt{s} = 8$ TeV*, *2015 JINST* **10** P06005 [[arXiv:1502.02701](#)] [[INSPIRE](#)].
- [35] CMS collaboration, *Performance of CMS muon reconstruction in pp collision events at $\sqrt{s} = 7$ TeV*, *2012 JINST* **7** P10002 [[arXiv:1206.4071](#)] [[INSPIRE](#)].
- [36] CMS collaboration, *Performance of photon reconstruction and identification with the CMS detector in proton-proton collisions at $\sqrt{s} = 8$ TeV*, *2015 JINST* **10** P08010 [[arXiv:1502.02702](#)] [[INSPIRE](#)].
- [37] CMS collaboration, *The CMS trigger system*, *2017 JINST* **12** P01020 [[arXiv:1609.02366](#)] [[INSPIRE](#)].
- [38] CMS collaboration, *The CMS experiment at the CERN LHC*, *2008 JINST* **3** S08004 [[INSPIRE](#)].
- [39] CMS collaboration, *Particle-flow reconstruction and global event description with the CMS detector*, *2017 JINST* **12** P10003 [[arXiv:1706.04965](#)] [[INSPIRE](#)].
- [40] K. Rose, *Deterministic annealing for clustering, compression, classification, regression, and related optimization problems*, *Proc. IEEE* **86** (1998) 2210.
- [41] M. Cacciari, G.P. Salam and G. Soyez, *The anti- k_t jet clustering algorithm*, *JHEP* **04** (2008) 063 [[arXiv:0802.1189](#)] [[INSPIRE](#)].
- [42] M. Cacciari, G.P. Salam and G. Soyez, *FastJet user manual*, *Eur. Phys. J. C* **72** (2012) 1896 [[arXiv:1111.6097](#)] [[INSPIRE](#)].
- [43] CMS collaboration, *Identification of heavy-flavour jets with the CMS detector in pp collisions at 13 TeV*, *2018 JINST* **13** P05011 [[arXiv:1712.07158](#)] [[INSPIRE](#)].
- [44] CMS collaboration, *Reconstruction and identification of τ lepton decays to hadrons and ν_τ at CMS*, *2016 JINST* **11** P01019 [[arXiv:1510.07488](#)] [[INSPIRE](#)].
- [45] CMS collaboration, *Performance of reconstruction and identification of tau leptons in their decays to hadrons and tau neutrino in LHC Run-2*, *CMS-PAS-TAU-16-002* (2016).
- [46] CDF collaboration, A. Abulencia et al., *Search for neutral MSSM Higgs bosons decaying to tau pairs in $p\bar{p}$ collisions at $\sqrt{s} = 1.96$ TeV*, *Phys. Rev. Lett.* **96** (2006) 011802 [[hep-ex/0508051](#)] [[INSPIRE](#)].
- [47] J. Alwall, M. Herquet, F. Maltoni, O. Mattelaer and T. Stelzer, *MadGraph 5: going beyond*, *JHEP* **06** (2011) 128 [[arXiv:1106.0522](#)] [[INSPIRE](#)].
- [48] J. Alwall et al., *The automated computation of tree-level and next-to-leading order differential cross sections and their matching to parton shower simulations*, *JHEP* **07** (2014) 079 [[arXiv:1405.0301](#)] [[INSPIRE](#)].
- [49] P. Nason, *A new method for combining NLO QCD with shower Monte Carlo algorithms*, *JHEP* **11** (2004) 040 [[hep-ph/0409146](#)] [[INSPIRE](#)].
- [50] S. Frixione, P. Nason and C. Oleari, *Matching NLO QCD computations with Parton Shower simulations: the POWHEG method*, *JHEP* **11** (2007) 070 [[arXiv:0709.2092](#)] [[INSPIRE](#)].
- [51] S. Alioli, P. Nason, C. Oleari and E. Re, *NLO Higgs boson production via gluon fusion matched with shower in POWHEG*, *JHEP* **04** (2009) 002 [[arXiv:0812.0578](#)] [[INSPIRE](#)].

- [52] S. Alioli, P. Nason, C. Oleari and E. Re, *A general framework for implementing NLO calculations in shower Monte Carlo programs: the POWHEG BOX*, *JHEP* **06** (2010) 043 [[arXiv:1002.2581](#)] [[INSPIRE](#)].
- [53] S. Alioli, K. Hamilton, P. Nason, C. Oleari and E. Re, *Jet pair production in POWHEG*, *JHEP* **04** (2011) 081 [[arXiv:1012.3380](#)] [[INSPIRE](#)].
- [54] E. Bagnaschi, G. Degrossi, P. Slavich and A. Vicini, *Higgs production via gluon fusion in the POWHEG approach in the SM and in the MSSM*, *JHEP* **02** (2012) 088 [[arXiv:1111.2854](#)] [[INSPIRE](#)].
- [55] K. Melnikov and F. Petriello, *Electroweak gauge boson production at hadron colliders through $\mathcal{O}(\alpha_s^2)$* , *Phys. Rev. D* **74** (2006) 114017 [[hep-ph/0609070](#)] [[INSPIRE](#)].
- [56] M. Czakon and A. Mitov, *Top++: A program for the calculation of the top-pair cross-section at hadron colliders*, *Comput. Phys. Commun.* **185** (2014) 2930 [[arXiv:1112.5675](#)] [[INSPIRE](#)].
- [57] N. Kidonakis, *Top Quark Production*, in *Proceedings, Helmholtz International Summer School on Physics of Heavy Quarks and Hadrons (HQ 2013)*, JINR, Dubna, Russia, July 15–28, 2013, pp. 139–168 (2014) [[DESY-PROC-2013-03](#)] [[arXiv:1311.0283](#)] [[INSPIRE](#)].
- [58] J.M. Campbell, R.K. Ellis and C. Williams, *Vector boson pair production at the LHC*, *JHEP* **07** (2011) 018 [[arXiv:1105.0020](#)] [[INSPIRE](#)].
- [59] T. Sjöstrand et al., *An introduction to PYTHIA 8.2*, *Comput. Phys. Commun.* **191** (2015) 159 [[arXiv:1410.3012](#)] [[INSPIRE](#)].
- [60] E. Bagnaschi, R.V. Harlander, H. Mantler, A. Vicini and M. Wiesemann, *Resummation ambiguities in the Higgs transverse-momentum spectrum in the Standard Model and beyond*, *JHEP* **01** (2016) 090 [[arXiv:1510.08850](#)] [[INSPIRE](#)].
- [61] E. Bagnaschi and A. Vicini, *The Higgs transverse momentum distribution in gluon fusion as a multiscale problem*, *JHEP* **01** (2016) 056 [[arXiv:1505.00735](#)] [[INSPIRE](#)].
- [62] R.V. Harlander, H. Mantler and M. Wiesemann, *Transverse momentum resummation for Higgs production via gluon fusion in the MSSM*, *JHEP* **11** (2014) 116 [[arXiv:1409.0531](#)] [[INSPIRE](#)].
- [63] M. Wiesemann, R. Frederix, S. Frixione, V. Hirschi, F. Maltoni and P. Torrielli, *Higgs production in association with bottom quarks*, *JHEP* **02** (2015) 132 [[arXiv:1409.5301](#)] [[INSPIRE](#)].
- [64] NNPDF collaboration, R.D. Ball et al., *Parton distributions for the LHC Run II*, *JHEP* **04** (2015) 040 [[arXiv:1410.8849](#)] [[INSPIRE](#)].
- [65] CMS collaboration, *Event generator tunes obtained from underlying event and multiparton scattering measurements*, *Eur. Phys. J. C* **76** (2016) 155 [[arXiv:1512.00815](#)] [[INSPIRE](#)].
- [66] GEANT4 collaboration, S. Agostinelli et al., *GEANT4 — a simulation toolkit*, *Nucl. Instrum. Meth. A* **506** (2003) 250 [[INSPIRE](#)].
- [67] CMS collaboration, *Measurement of the $Z\gamma^* \rightarrow \tau\tau$ cross section in pp collisions at $\sqrt{s} = 13$ TeV and validation of τ lepton analysis techniques*, accepted for publication in *Eur. Phys. J. C* [[arXiv:1801.03535](#)] [[INSPIRE](#)].
- [68] CMS collaboration, *Measurements of Inclusive W and Z Cross Sections in pp Collisions at $\sqrt{s} = 7$ TeV*, *JHEP* **01** (2011) 080 [[arXiv:1012.2466](#)] [[INSPIRE](#)].

- [69] CMS collaboration, *Measurement of the differential cross section for top quark pair production in pp collisions at $\sqrt{s} = 8$ TeV*, *Eur. Phys. J. C* **75** (2015) 542 [[arXiv:1505.04480](#)] [[INSPIRE](#)].
- [70] CMS collaboration, *Evidence for the 125 GeV Higgs boson decaying to a pair of τ leptons*, *JHEP* **05** (2014) 104 [[arXiv:1401.5041](#)] [[INSPIRE](#)].
- [71] ATLAS collaboration, *Modelling $Z \rightarrow \tau\tau$ processes in ATLAS with τ -embedded $Z \rightarrow \mu\mu$ data*, 2015 *JINST* **10** P09018 [[arXiv:1506.05623](#)] [[INSPIRE](#)].
- [72] A.L. Read, *Linear interpolation of histograms*, *Nucl. Instrum. Meth. A* **425** (1999) 357 [[INSPIRE](#)].
- [73] CMS collaboration, *CMS luminosity measurements for the 2016 data taking period*, *CMS-PAS-LUM-17-001* (2017).
- [74] CMS collaboration, *Cross section measurement of t-channel single top quark production in pp collisions at $\sqrt{s} = 13$ TeV*, *Phys. Lett. B* **772** (2017) 752 [[arXiv:1610.00678](#)] [[INSPIRE](#)].
- [75] CMS collaboration, *Measurement of the WZ production cross section in pp collisions at $\sqrt{s} = 13$ TeV*, *Phys. Lett. B* **766** (2017) 268 [[arXiv:1607.06943](#)] [[INSPIRE](#)].
- [76] LHC HIGGS Cross Section Working Group collaboration, D. de Florian et al., *Handbook of LHC Higgs cross sections: 4. Deciphering the nature of the Higgs sector*, *CYRM-2017-002* [[arXiv:1610.07922](#)] [[INSPIRE](#)].
- [77] A.D. Martin, W.J. Stirling, R.S. Thorne and G. Watt, *Parton distributions for the LHC*, *Eur. Phys. J. C* **63** (2009) 189 [[arXiv:0901.0002](#)] [[INSPIRE](#)].
- [78] A.D. Martin, W.J. Stirling, R.S. Thorne and G. Watt, *Uncertainties on α_s in global PDF analyses and implications for predicted hadronic cross sections*, *Eur. Phys. J. C* **64** (2009) 653 [[arXiv:0905.3531](#)] [[INSPIRE](#)].
- [79] T. Junk, *Confidence level computation for combining searches with small statistics*, *Nucl. Instrum. Meth. A* **434** (1999) 435 [[hep-ex/9902006](#)] [[INSPIRE](#)].
- [80] A.L. Read, *Presentation of search results: The CL_s technique*, *J. Phys. G* **28** (2002) 2693 [[INSPIRE](#)].
- [81] ATLAS, CMS collaborations and LHC HIGGS Combination Group, *Procedure for the LHC Higgs boson search combination in summer 2011*, *ATL-PHYS-PUB-2011-11*; *CMS-NOTE-2011-005* (2011).
- [82] CMS collaboration, *Combined results of searches for the standard model Higgs boson in pp collisions at $\sqrt{s} = 7$ TeV*, *Phys. Lett. B* **710** (2012) 26 [[arXiv:1202.1488](#)] [[INSPIRE](#)].
- [83] G. Cowan, K. Cranmer, E. Gross and O. Vitells, *Asymptotic formulae for likelihood-based tests of new physics*, *Eur. Phys. J. C* **71** (2011) 1554 [*Erratum ibid.* **C 73** (2013) 2501] [[arXiv:1007.1727](#)] [[INSPIRE](#)].
- [84] L. Maiani, A.D. Polosa and V. Riquer, *Bounds to the Higgs sector masses in minimal supersymmetry from LHC data*, *Phys. Lett. B* **724** (2013) 274 [[arXiv:1305.2172](#)] [[INSPIRE](#)].
- [85] A. Djouadi, L. Maiani, G. Moreau, A. Polosa, J. Quevillon and V. Riquer, *The post-Higgs MSSM scenario: Habemus MSSM?*, *Eur. Phys. J. C* **73** (2013) 2650 [[arXiv:1307.5205](#)] [[INSPIRE](#)].
- [86] A. Djouadi, L. Maiani, A. Polosa, J. Quevillon and V. Riquer, *Fully covering the MSSM Higgs sector at the LHC*, *JHEP* **06** (2015) 168 [[arXiv:1502.05653](#)] [[INSPIRE](#)].

- [87] G. Degrossi, S. Heinemeyer, W. Hollik, P. Slavich and G. Weiglein, *Towards high precision predictions for the MSSM Higgs sector*, *Eur. Phys. J. C* **28** (2003) 133 [[hep-ph/0212020](#)] [[INSPIRE](#)].
- [88] B.C. Allanach, A. Djouadi, J.L. Kneur, W. Porod and P. Slavich, *Precise determination of the neutral Higgs boson masses in the MSSM*, *JHEP* **09** (2004) 044 [[hep-ph/0406166](#)] [[INSPIRE](#)].
- [89] LHC HIGGS Cross Section Working Group collaboration, J.R. Andersen et al., *Handbook of LHC Higgs cross sections: 3. Higgs properties*, CERN-2013-004 [[arXiv:1307.1347](#)] [[INSPIRE](#)].
- [90] R.V. Harlander, S. Liebler and H. Mantler, *SusHi: A program for the calculation of Higgs production in gluon fusion and bottom-quark annihilation in the Standard Model and the MSSM*, *Comput. Phys. Commun.* **184** (2013) 1605 [[arXiv:1212.3249](#)] [[INSPIRE](#)].
- [91] M. Spira, A. Djouadi, D. Graudenz and P.M. Zerwas, *Higgs boson production at the LHC*, *Nucl. Phys. B* **453** (1995) 17 [[hep-ph/9504378](#)] [[INSPIRE](#)].
- [92] R.V. Harlander and M. Steinhauser, *Supersymmetric Higgs production in gluon fusion at next-to-leading order*, *JHEP* **09** (2004) 066 [[hep-ph/0409010](#)] [[INSPIRE](#)].
- [93] R. Harlander and P. Kant, *Higgs production and decay: Analytic results at next-to-leading order QCD*, *JHEP* **12** (2005) 015 [[hep-ph/0509189](#)] [[INSPIRE](#)].
- [94] G. Degrossi and P. Slavich, *NLO QCD bottom corrections to Higgs boson production in the MSSM*, *JHEP* **11** (2010) 044 [[arXiv:1007.3465](#)] [[INSPIRE](#)].
- [95] G. Degrossi, S. Di Vita and P. Slavich, *NLO QCD corrections to pseudoscalar Higgs production in the MSSM*, *JHEP* **08** (2011) 128 [[arXiv:1107.0914](#)] [[INSPIRE](#)].
- [96] G. Degrossi, S. Di Vita and P. Slavich, *On the NLO QCD corrections to the production of the heaviest neutral Higgs scalar in the MSSM*, *Eur. Phys. J. C* **72** (2012) 2032 [[arXiv:1204.1016](#)] [[INSPIRE](#)].
- [97] R.V. Harlander and W.B. Kilgore, *Next-to-next-to-leading order Higgs production at hadron colliders*, *Phys. Rev. Lett.* **88** (2002) 201801 [[hep-ph/0201206](#)] [[INSPIRE](#)].
- [98] C. Anastasiou and K. Melnikov, *Higgs boson production at hadron colliders in NNLO QCD*, *Nucl. Phys. B* **646** (2002) 220 [[hep-ph/0207004](#)] [[INSPIRE](#)].
- [99] V. Ravindran, J. Smith and W.L. van Neerven, *NNLO corrections to the total cross-section for Higgs boson production in hadron hadron collisions*, *Nucl. Phys. B* **665** (2003) 325 [[hep-ph/0302135](#)] [[INSPIRE](#)].
- [100] R.V. Harlander and W.B. Kilgore, *Production of a pseudoscalar Higgs boson at hadron colliders at next-to-next-to leading order*, *JHEP* **10** (2002) 017 [[hep-ph/0208096](#)] [[INSPIRE](#)].
- [101] C. Anastasiou and K. Melnikov, *Pseudoscalar Higgs boson production at hadron colliders in NNLO QCD*, *Phys. Rev. D* **67** (2003) 037501 [[hep-ph/0208115](#)] [[INSPIRE](#)].
- [102] U. Aglietti, R. Bonciani, G. Degrossi and A. Vicini, *Two loop light fermion contribution to Higgs production and decays*, *Phys. Lett. B* **595** (2004) 432 [[hep-ph/0404071](#)] [[INSPIRE](#)].
- [103] R. Bonciani, G. Degrossi and A. Vicini, *On the Generalized Harmonic Polylogarithms of One Complex Variable*, *Comput. Phys. Commun.* **182** (2011) 1253 [[arXiv:1007.1891](#)] [[INSPIRE](#)].

- [104] S. Dittmaier, M. Krämer and M. Spira, *Higgs radiation off bottom quarks at the Tevatron and the CERN LHC*, *Phys. Rev. D* **70** (2004) 074010 [[hep-ph/0309204](#)] [[INSPIRE](#)].
- [105] S. Dawson, C.B. Jackson, L. Reina and D. Wackerroth, *Exclusive Higgs boson production with bottom quarks at hadron colliders*, *Phys. Rev. D* **69** (2004) 074027 [[hep-ph/0311067](#)] [[INSPIRE](#)].
- [106] R.V. Harlander and W.B. Kilgore, *Higgs boson production in bottom quark fusion at next-to-next-to leading order*, *Phys. Rev. D* **68** (2003) 013001 [[hep-ph/0304035](#)] [[INSPIRE](#)].
- [107] R. Harlander, M. Krämer, and M. Schumacher, *Bottom-quark associated Higgs-boson production: reconciling the four- and five-flavour scheme approach*, [CERN-PH-TH-2011-134](#) [[arXiv:1112.3478](#)].
- [108] S. Heinemeyer, W. Hollik and G. Weiglein, *FeynHiggs: A program for the calculation of the masses of the neutral CP even Higgs bosons in the MSSM*, *Comput. Phys. Commun.* **124** (2000) 76 [[hep-ph/9812320](#)] [[INSPIRE](#)].
- [109] S. Heinemeyer, W. Hollik and G. Weiglein, *The Masses of the neutral CP-even Higgs bosons in the MSSM: Accurate analysis at the two loop level*, *Eur. Phys. J. C* **9** (1999) 343 [[hep-ph/9812472](#)] [[INSPIRE](#)].
- [110] M. Frank, T. Hahn, S. Heinemeyer, W. Hollik, H. Rzehak and G. Weiglein, *The Higgs Boson Masses and Mixings of the Complex MSSM in the Feynman-Diagrammatic Approach*, *JHEP* **02** (2007) 047 [[hep-ph/0611326](#)] [[INSPIRE](#)].
- [111] T. Hahn, S. Heinemeyer, W. Hollik, H. Rzehak and G. Weiglein, *High-Precision Predictions for the Light CP-Even Higgs Boson Mass of the Minimal Supersymmetric Standard Model*, *Phys. Rev. Lett.* **112** (2014) 141801 [[arXiv:1312.4937](#)] [[INSPIRE](#)].
- [112] A. Djouadi, J. Kalinowski and M. Spira, *HDECAY: A program for Higgs boson decays in the standard model and its supersymmetric extension*, *Comput. Phys. Commun.* **108** (1998) 56 [[hep-ph/9704448](#)] [[INSPIRE](#)].

The CMS collaboration

Yerevan Physics Institute, Yerevan, Armenia

A.M. Sirunyan, A. Tumasyan

Institut für Hochenergiephysik, Wien, Austria

W. Adam, F. Ambrogio, E. Asilar, T. Bergauer, J. Brandstetter, E. Brondolin, M. Dragicevic, J. Erö, A. Escalante Del Valle, M. Flechl, M. Friedl, R. Frühwirth¹, V.M. Ghete, J. Grossmann, J. Hrubec, M. Jeitler¹, A. König, N. Krammer, I. Krätschmer, D. Liko, T. Madlener, I. Mikulec, E. Pree, N. Rad, H. Rohringer, J. Schieck¹, R. Schöffbeck, M. Spanring, D. Spitzbart, A. Taurok, W. Waltenberger, J. Wittmann, C.-E. Wulz¹, M. Zarucki

Institute for Nuclear Problems, Minsk, Belarus

V. Chekhovsky, V. Mossolov, J. Suarez Gonzalez

Universiteit Antwerpen, Antwerpen, Belgium

E.A. De Wolf, D. Di Croce, X. Janssen, J. Lauwers, M. Pieters, M. Van De Klundert, H. Van Haevermaet, P. Van Mechelen, N. Van Remortel

Vrije Universiteit Brussel, Brussel, Belgium

S. Abu Zeid, F. Blekman, J. D'Hondt, I. De Bruyn, J. De Clercq, K. Deroover, G. Flouris, D. Lontkovskiy, S. Lowette, I. Marchesini, S. Moortgat, L. Moreels, Q. Python, K. Skovpen, S. Tavernier, W. Van Doninck, P. Van Mulders, I. Van Parijs

Université Libre de Bruxelles, Bruxelles, Belgium

D. Beghin, B. Bilin, H. Brun, B. Clerbaux, G. De Lentdecker, H. Delannoy, B. Dorney, G. Fasanella, L. Favart, R. Goldouzian, A. Grebenyuk, A.K. Kalsi, T. Lenzi, J. Luetic, T. Seva, E. Starling, C. Vander Velde, P. Vanlaer, D. Vannerom, R. Yonamine

Ghent University, Ghent, Belgium

T. Cornelis, D. Dobur, A. Fagot, M. Gul, I. Khvastunov², D. Poyraz, C. Roskas, D. Trocino, M. Tytgat, W. Verbeke, B. Vermassen, M. Vit, N. Zaganidis

Université Catholique de Louvain, Louvain-la-Neuve, Belgium

H. Bakhshiansohi, O. Bondu, S. Brochet, G. Bruno, C. Caputo, A. Caudron, P. David, S. De Visscher, C. Delaere, M. Delcourt, B. Francois, A. Giammanco, G. Krintiras, V. Lemaitre, A. Magitteri, A. Mertens, M. Musich, K. Piotrkowski, L. Quertenmont, A. Saggio, M. Vidal Marono, S. Wertz, J. Zobec

Centro Brasileiro de Pesquisas Fisicas, Rio de Janeiro, Brazil

W.L. Aldá Júnior, F.L. Alves, G.A. Alves, L. Brito, G. Correia Silva, C. Hensel, A. Moraes, M.E. Pol, P. Rebello Teles

Universidade do Estado do Rio de Janeiro, Rio de Janeiro, Brazil

E. Belchior Batista Das Chagas, W. Carvalho, J. Chinellato³, E. Coelho, E.M. Da Costa, G.G. Da Silveira⁴, D. De Jesus Damiao, S. Fonseca De Souza, H. Malbouisson, M. Medina Jaime⁵, M. Melo De Almeida, C. Mora Herrera, L. Mundim, H. Nogima,

L.J. Sanchez Rosas, A. Santoro, A. Sznajder, M. Thiel, E.J. Tonelli Manganote³, F. Torres Da Silva De Araujo, A. Vilela Pereira

Universidade Estadual Paulista ^a, Universidade Federal do ABC ^b, São Paulo, Brazil

S. Ahuja^a, C.A. Bernardes^a, L. Calligaris^a, T.R. Fernandez Perez Tomei^a, E.M. Gregores^b, P.G. Mercadante^b, S.F. Novaes^a, Sandra S. Padula^a, D. Romero Abad^b, J.C. Ruiz Vargas^a

Institute for Nuclear Research and Nuclear Energy, Bulgarian Academy of Sciences, Sofia, Bulgaria

A. Aleksandrov, R. Hadjiiska, P. Iaydjiev, A. Marinov, M. Misheva, M. Rodozov, M. Shopova, G. Sultanov

University of Sofia, Sofia, Bulgaria

A. Dimitrov, L. Litov, B. Pavlov, P. Petkov

Beihang University, Beijing, China

W. Fang⁶, X. Gao⁶, L. Yuan

Institute of High Energy Physics, Beijing, China

M. Ahmad, J.G. Bian, G.M. Chen, H.S. Chen, M. Chen, Y. Chen, C.H. Jiang, D. Leggat, H. Liao, Z. Liu, F. Romeo, S.M. Shaheen, A. Spiezia, J. Tao, C. Wang, Z. Wang, E. Yazgan, H. Zhang, J. Zhao

State Key Laboratory of Nuclear Physics and Technology, Peking University, Beijing, China

Y. Ban, G. Chen, J. Li, Q. Li, S. Liu, Y. Mao, S.J. Qian, D. Wang, Z. Xu

Tsinghua University, Beijing, China

Y. Wang

Universidad de Los Andes, Bogota, Colombia

C. Avila, A. Cabrera, C.A. Carrillo Montoya, L.F. Chaparro Sierra, C. Florez, C.F. González Hernández, M.A. Segura Delgado

University of Split, Faculty of Electrical Engineering, Mechanical Engineering and Naval Architecture, Split, Croatia

B. Courbon, N. Godinovic, D. Lelas, I. Puljak, P.M. Ribeiro Cipriano, T. Sculac

University of Split, Faculty of Science, Split, Croatia

Z. Antunovic, M. Kovac

Institute Rudjer Boskovic, Zagreb, Croatia

V. Brigljevic, D. Ferencek, K. Kadija, B. Mesic, A. Starodumov⁷, T. Susa

University of Cyprus, Nicosia, Cyprus

M.W. Ather, A. Attikis, G. Mavromanolakis, J. Mousa, C. Nicolaou, F. Ptochos, P.A. Razis, H. Rykaczewski

Charles University, Prague, Czech Republic

M. Finger⁸, M. Finger Jr.⁸

Universidad San Francisco de Quito, Quito, Ecuador

E. Carrera Jarrin

**Academy of Scientific Research and Technology of the Arab Republic of Egypt,
Egyptian Network of High Energy Physics, Cairo, Egypt**

H. Abdalla⁹, A.A. Abdelalim^{10,11}, A. Mohamed¹¹

National Institute of Chemical Physics and Biophysics, Tallinn, Estonia

S. Bhowmik, R.K. Dewanjee, M. Kadastik, L. Perrini, M. Raidal, C. Veelken

Department of Physics, University of Helsinki, Helsinki, Finland

P. Eerola, H. Kirschenmann, J. Pekkanen, M. Voutilainen

Helsinki Institute of Physics, Helsinki, Finland

J. Havukainen, J.K. Heikkilä, T. Järvinen, V. Karimäki, R. Kinnunen, T. Lampén,
K. Lassila-Perini, S. Laurila, S. Lehti, T. Lindén, P. Luukka, T. Mäenpää, H. Siikonen,
E. Tuominen, J. Tuominiemi

Lappeenranta University of Technology, Lappeenranta, Finland

T. Tuuva

IRFU, CEA, Université Paris-Saclay, Gif-sur-Yvette, France

M. Besancon, F. Couderc, M. Dejardin, D. Denegri, J.L. Faure, F. Ferri, S. Ganjour,
S. Ghosh, A. Givernaud, P. Gras, G. Hamel de Monchenault, P. Jarry, C. Leloup, E. Locci,
M. Machet, J. Malcles, G. Negro, J. Rander, A. Rosowsky, M.Ö. Sahin, M. Titov

**Laboratoire Leprince-Ringuet, Ecole polytechnique, CNRS/IN2P3, Université
Paris-Saclay, Palaiseau, France**

A. Abdulsalam¹², C. Amendola, I. Antropov, S. Baffioni, F. Beaudette, P. Busson,
L. Cadamuro, C. Charlot, R. Granier de Cassagnac, M. Jo, I. Kucher, S. Lisniak,
A. Lobanov, J. Martin Blanco, M. Nguyen, C. Ochando, G. Ortona, P. Paganini, P. Pigard,
R. Salerno, J.B. Sauvan, Y. Sirois, A.G. Stahl Leiton, Y. Yilmaz, A. Zabi, A. Zghiche

**Université de Strasbourg, CNRS, IPHC UMR 7178, F-67000 Strasbourg,
France**

J.-L. Agram¹³, J. Andrea, D. Bloch, J.-M. Brom, E.C. Chabert, C. Collard, E. Conte¹³,
X. Coubez, F. Drouhin¹³, J.-C. Fontaine¹³, D. Gelé, U. Goerlach, M. Jansová, P. Juillot,
A.-C. Le Bihan, N. Tonon, P. Van Hove

**Centre de Calcul de l'Institut National de Physique Nucleaire et de Physique
des Particules, CNRS/IN2P3, Villeurbanne, France**

S. Gadrat

**Université de Lyon, Université Claude Bernard Lyon 1, CNRS-IN2P3, Institut
de Physique Nucléaire de Lyon, Villeurbanne, France**

S. Beauceron, C. Bernet, G. Boudoul, N. Chanon, R. Chierici, D. Contardo, P. Depasse,
H. El Mamouni, J. Fay, L. Finco, S. Gascon, M. Gouzevitch, G. Grenier, B. Ille, F. Lagarde,
I.B. Laktineh, H. Lattaud, M. Lethuillier, L. Mirabito, A.L. Pequegnot, S. Perries,
A. Popov¹⁴, V. Sordini, M. Vander Donckt, S. Viret, S. Zhang

Georgian Technical University, Tbilisi, Georgia

T. Toriashvili¹⁵

Tbilisi State University, Tbilisi, Georgia

Z. Tsamalaidze⁸

RWTH Aachen University, I. Physikalisches Institut, Aachen, Germany

C. Autermann, L. Feld, M.K. Kiesel, K. Klein, M. Lipinski, M. Preuten, M.P. Rauch, C. Schomakers, J. Schulz, M. Teroerde, B. Wittmer, V. Zhukov¹⁴

RWTH Aachen University, III. Physikalisches Institut A, Aachen, Germany

A. Albert, D. Duchardt, M. Endres, M. Erdmann, S. Erdweg, T. Esch, R. Fischer, A. Güth, T. Hebbeker, C. Heidemann, K. Hoepfner, S. Knutzen, M. Merschmeyer, A. Meyer, P. Millet, S. Mukherjee, T. Pook, M. Radziej, H. Reithler, M. Rieger, F. Scheuch, D. Teyssier, S. Thüer

RWTH Aachen University, III. Physikalisches Institut B, Aachen, Germany

G. Flügge, B. Kargoll, T. Kress, A. Künsken, T. Müller, A. Nehr Korn, A. Nowack, C. Pistone, O. Pooth, A. Stahl¹⁶

Deutsches Elektronen-Synchrotron, Hamburg, Germany

M. Aldaya Martin, T. Arndt, C. Asawatangtrakuldee, K. Beernaert, O. Behnke, U. Behrens, A. Bermúdez Martínez, A.A. Bin Anuar, K. Borras¹⁷, V. Botta, A. Campbell, P. Connor, C. Contreras-Campana, F. Costanza, V. Danilov, A. De Wit, C. Diez Pardos, D. Domínguez Damiani, G. Eckerlin, D. Eckstein, T. Eichhorn, E. Eren, E. Gallo¹⁸, J. Garay Garcia, A. Geiser, J.M. Grados Luyando, A. Grohsjean, P. Gunnellini, M. Guthoff, A. Harb, J. Hauk, M. Hempel¹⁹, H. Jung, M. Kasemann, J. Keaveney, C. Kleinwort, J. Knolle, I. Korol, D. Krücker, W. Lange, A. Lelek, T. Lenz, K. Lipka, W. Lohmann¹⁹, R. Mankel, I.-A. Melzer-Pellmann, A.B. Meyer, M. Meyer, M. Missiroli, G. Mittag, J. Mnich, A. Mussgiller, D. Pitzl, A. Raspereza, M. Savitskyi, P. Saxena, R. Shevchenko, N. Stefaniuk, H. Tholen, G.P. Van Onsem, R. Walsh, Y. Wen, K. Wichmann, C. Wissing, O. Zenaiev

University of Hamburg, Hamburg, Germany

R. Aggleton, S. Bein, V. Blobel, M. Centis Vignali, T. Dreyer, E. Garutti, D. Gonzalez, J. Haller, A. Hinzmann, M. Hoffmann, A. Karavdina, G. Kasieczka, R. Klanner, R. Kogler, N. Kovalchuk, S. Kurz, J. Lange, D. Marconi, J. Multhaupt, M. Niedziela, D. Nowatschin, T. Peiffer, A. Perieanu, A. Reimers, C. Scharf, P. Schleper, A. Schmidt, S. Schumann, J. Schwandt, J. Sonneveld, H. Stadie, G. Steinbrück, F.M. Stober, M. Stöver, D. Troendle, E. Usai, A. Vanhoefer, B. Vormwald

Institut für Experimentelle Teilchenphysik, Karlsruhe, Germany

M. Akbiyik, C. Barth, M. Baselga, S. Baur, J. Bechtel, E. Butz, R. Caspart, T. Chwalek, F. Colombo, W. De Boer, A. Dierlamm, N. Faltermann, B. Freund, R. Friese, M. Giffels, A. Gottmann, M.A. Harrendorf, F. Hartmann¹⁶, S.M. Heindl, U. Husemann, F. Kassel¹⁶, S. Kudella, H. Mildner, M.U. Mozer, Th. Müller, M. Plagge, G. Quast, K. Rabbertz,

M. Schröder, I. Shvetsov, G. Sieber, H.J. Simonis, R. Ulrich, S. Wayand, M. Weber, T. Weiler, S. Williamson, C. Wöhrmann, R. Wolf, S. Wozniewski

Institute of Nuclear and Particle Physics (INPP), NCSR Demokritos, Aghia Paraskevi, Greece

G. Anagnostou, G. Daskalakis, T. Gerasim, A. Kyriakis, D. Loukas, I. Topsis-Giotis

National and Kapodistrian University of Athens, Athens, Greece

G. Karathanasis, S. Kesisoglou, A. Panagiotou, N. Saoulidou, E. Tziaferi

National Technical University of Athens, Athens, Greece

K. Kousouris, I. Papakrivopoulos

University of Ioánnina, Ioánnina, Greece

I. Evangelou, C. Foudas, P. Giannelis, P. Katsoulis, P. Kokkas, S. Mallios, N. Manthos, I. Papadopoulos, E. Paradis, J. Strolagos, F.A. Triantis, D. Tsitsonis

MTA-ELTE Lendület CMS Particle and Nuclear Physics Group, Eötvös Loránd University, Budapest, Hungary

M. Csanad, N. Filipovic, G. Pasztor, O. Surányi, G.I. Veres²⁰

Wigner Research Centre for Physics, Budapest, Hungary

G. Bencze, C. Hajdu, D. Horvath²¹, Á. Hunyadi, F. Sikler, T.Á. Vámi, V. Veszpremi, G. Vesztergombi²⁰

Institute of Nuclear Research ATOMKI, Debrecen, Hungary

N. Beni, S. Czellar, J. Karancsi²², A. Makovec, J. Molnar, Z. Szillasi

Institute of Physics, University of Debrecen, Debrecen, Hungary

M. Bartók²⁰, P. Raics, Z.L. Trocsanyi, B. Ujvari

Indian Institute of Science (IISc), Bangalore, India

S. Choudhury, J.R. Komaragiri

National Institute of Science Education and Research, Bhubaneswar, India

S. Bahinipati²³, P. Mal, K. Mandal, A. Nayak²⁴, D.K. Sahoo²³, S.K. Swain

Panjab University, Chandigarh, India

S. Bansal, S.B. Beri, V. Bhatnagar, S. Chauhan, R. Chawla, N. Dhingra, R. Gupta, A. Kaur, M. Kaur, S. Kaur, R. Kumar, P. Kumari, M. Lohan, A. Mehta, S. Sharma, J.B. Singh, G. Walia

University of Delhi, Delhi, India

A. Bhardwaj, B.C. Choudhary, R.B. Garg, S. Keshri, A. Kumar, Ashok Kumar, S. Malhotra, M. Naimuddin, K. Ranjan, Aashaq Shah, R. Sharma

Saha Institute of Nuclear Physics, HBNI, Kolkata, India

R. Bhardwaj²⁵, R. Bhattacharya, S. Bhattacharya, U. Bhawandeep²⁵, D. Bhowmik, S. Dey, S. Dutt²⁵, S. Dutta, S. Ghosh, N. Majumdar, K. Mondal, S. Mukhopadhyay, S. Nandan, A. Purohit, P.K. Rout, A. Roy, S. Roy Chowdhury, S. Sarkar, M. Sharan, B. Singh, S. Thakur²⁵

Indian Institute of Technology Madras, Madras, India

P.K. Behera

Bhabha Atomic Research Centre, Mumbai, India

R. Chudasama, D. Dutta, V. Jha, V. Kumar, A.K. Mohanty¹⁶, P.K. Netrakanti, L.M. Pant, P. Shukla, A. Topkar

Tata Institute of Fundamental Research-A, Mumbai, India

T. Aziz, S. Dugad, B. Mahakud, S. Mitra, G.B. Mohanty, N. Sur, B. Sutar

Tata Institute of Fundamental Research-B, Mumbai, India

S. Banerjee, S. Bhattacharya, S. Chatterjee, P. Das, M. Guchait, Sa. Jain, S. Kumar, M. Maity²⁶, G. Majumder, K. Mazumdar, N. Sahoo, T. Sarkar²⁶, N. Wickramage²⁷

Indian Institute of Science Education and Research (IISER), Pune, India

S. Chauhan, S. Dube, V. Hegde, A. Kapoor, K. Kothekar, S. Pandey, A. Rane, S. Sharma

Institute for Research in Fundamental Sciences (IPM), Tehran, Iran

S. Chenarani²⁸, E. Eskandari Tadavani, S.M. Etesami²⁸, M. Khakzad, M. Mohammadi Najafabadi, M. Naseri, S. Paktinat Mehdiabadi²⁹, F. Rezaei Hosseinabadi, B. Safarzadeh³⁰, M. Zeinali

University College Dublin, Dublin, Ireland

M. Felcini, M. Grunewald

INFN Sezione di Bari ^a, Università di Bari ^b, Politecnico di Bari ^c, Bari, Italy

M. Abbrescia^{a,b}, C. Calabria^{a,b}, A. Colaleo^a, D. Creanza^{a,c}, L. Cristella^{a,b}, N. De Filippis^{a,c}, M. De Palma^{a,b}, A. Di Florio^{a,b}, F. Errico^{a,b}, L. Fiore^a, A. Gelmi^{a,b}, G. Iaselli^{a,c}, S. Lezki^{a,b}, G. Maggi^{a,c}, M. Maggi^a, B. Marangelli^{a,b}, G. Miniello^{a,b}, S. My^{a,b}, S. Nuzzo^{a,b}, A. Pompili^{a,b}, G. Pugliese^{a,c}, R. Radogna^a, A. Ranieri^a, G. Selvaggi^{a,b}, A. Sharma^a, L. Silvestris^{a,16}, R. Venditti^a, P. Verwilligen^a, G. Zito^a

INFN Sezione di Bologna ^a, Università di Bologna ^b, Bologna, Italy

G. Abbiendi^a, C. Battilana^{a,b}, D. Bonacorsi^{a,b}, L. Borgonovi^{a,b}, S. Braibant-Giacomelli^{a,b}, R. Campanini^{a,b}, P. Capiluppi^{a,b}, A. Castro^{a,b}, F.R. Cavallo^a, S.S. Chhibra^{a,b}, G. Codispoti^{a,b}, M. Cuffiani^{a,b}, G.M. Dallavalle^a, F. Fabbri^a, A. Fanfani^{a,b}, D. Fasanella^{a,b}, P. Giacomelli^a, C. Grandi^a, L. Guiducci^{a,b}, S. Marcellini^a, G. Masetti^a, A. Montanari^a, F.L. Navarria^{a,b}, F. Odorici^a, A. Perrotta^a, A.M. Rossi^{a,b}, T. Rovelli^{a,b}, G.P. Siroli^{a,b}, N. Tosi^a

INFN Sezione di Catania ^a, Università di Catania ^b, Catania, Italy

S. Albergo^{a,b}, S. Costa^{a,b}, A. Di Mattia^a, F. Giordano^{a,b}, R. Potenza^{a,b}, A. Tricomi^{a,b}, C. Tuve^{a,b}

INFN Sezione di Firenze ^a, Università di Firenze ^b, Firenze, Italy

G. Barbagli^a, K. Chatterjee^{a,b}, V. Ciulli^{a,b}, C. Civinini^a, R. D'Alessandro^{a,b}, E. Focardi^{a,b}, G. Latino, P. Lenzi^{a,b}, M. Meschini^a, S. Paoletti^a, L. Russo^{a,31}, G. Sguazzoni^a, D. Strom^a, L. Viliani^a

INFN Laboratori Nazionali di Frascati, Frascati, ItalyL. Benussi, S. Bianco, F. Fabbri, D. Piccolo, F. Primavera¹⁶**INFN Sezione di Genova ^a, Università di Genova ^b, Genova, Italy**V. Calvelli^{a,b}, F. Ferro^a, F. Ravera^{a,b}, E. Robutti^a, S. Tosi^{a,b}**INFN Sezione di Milano-Bicocca ^a, Università di Milano-Bicocca ^b, Milano, Italy**A. Benaglia^a, A. Beschi^b, L. Brianza^{a,b}, F. Brivio^{a,b}, V. Ciriolo^{a,b,16}, M.E. Dinardo^{a,b}, S. Fiorendi^{a,b}, S. Gennai^a, A. Ghezzi^{a,b}, P. Govoni^{a,b}, M. Malberti^{a,b}, S. Malvezzi^a, R.A. Manzoni^{a,b}, D. Menasce^a, L. Moroni^a, M. Paganoni^{a,b}, K. Pauwels^{a,b}, D. Pedrini^a, S. Pigazzini^{a,b,32}, S. Ragazzi^{a,b}, T. Tabarelli de Fatis^{a,b}**INFN Sezione di Napoli ^a, Università di Napoli ‘Federico II’ ^b, Napoli, Italy, Università della Basilicata ^c, Potenza, Italy, Università G. Marconi ^d, Roma, Italy**S. Buontempo^a, N. Cavallo^{a,c}, S. Di Guida^{a,d,16}, F. Fabozzi^{a,c}, F. Fienga^{a,b}, G. Galati^{a,b}, A.O.M. Iorio^{a,b}, W.A. Khan^a, L. Lista^a, S. Meola^{a,d,16}, P. Paolucci^{a,16}, C. Sciacca^{a,b}, F. Thyssen^a, E. Voevodina^{a,b}**INFN Sezione di Padova ^a, Università di Padova ^b, Padova, Italy, Università di Trento ^c, Trento, Italy**P. Azzi^a, N. Bacchetta^a, L. Benato^{a,b}, D. Bisello^{a,b}, A. Boletti^{a,b}, P. Checchia^a, M. Dall’Osso^{a,b}, P. De Castro Manzano^a, T. Dorigo^a, U. Dosselli^a, F. Gasparini^{a,b}, U. Gasparini^{a,b}, A. Gozzelino^a, S. Lacaprara^a, P. Lujan, M. Margoni^{a,b}, A.T. Meneguzzo^{a,b}, N. Pozzobon^{a,b}, P. Ronchese^{a,b}, R. Rossin^{a,b}, F. Simonetto^{a,b}, A. Tiko, E. Torassa^a, S. Ventura^a, M. Zanetti^{a,b}, P. Zotto^{a,b}, G. Zumerle^{a,b}**INFN Sezione di Pavia ^a, Università di Pavia ^b, Pavia, Italy**A. Braghieri^a, A. Magnani^a, P. Montagna^{a,b}, S.P. Ratti^{a,b}, V. Re^a, M. Ressegotti^{a,b}, C. Riccardi^{a,b}, P. Salvini^a, I. Vai^{a,b}, P. Vitulo^{a,b}**INFN Sezione di Perugia ^a, Università di Perugia ^b, Perugia, Italy**L. Alunni Solestizi^{a,b}, M. Biasini^{a,b}, G.M. Bilei^a, C. Cecchi^{a,b}, D. Ciangottini^{a,b}, L. Fanò^{a,b}, P. Lariccia^{a,b}, R. Leonardi^{a,b}, E. Manoni^a, G. Mantovani^{a,b}, V. Mariani^{a,b}, M. Menichelli^a, A. Rossi^{a,b}, A. Santocchia^{a,b}, D. Spiga^a**INFN Sezione di Pisa ^a, Università di Pisa ^b, Scuola Normale Superiore di Pisa ^c, Pisa, Italy**K. Androsov^a, P. Azzurri^{a,16}, G. Bagliesi^a, L. Bianchini^a, T. Boccali^a, L. Borrello, R. Castaldi^a, M.A. Ciocci^{a,b}, R. Dell’Orso^a, G. Fedi^a, L. Giannini^{a,c}, A. Giassi^a, M.T. Grippo^{a,31}, F. Ligabue^{a,c}, T. Lomtadze^a, E. Manca^{a,c}, G. Mandorli^{a,c}, A. Messineo^{a,b}, F. Palla^a, A. Rizzi^{a,b}, P. Spagnolo^a, R. Tenchini^a, G. Tonelli^{a,b}, A. Venturi^a, P.G. Verdini^a

INFN Sezione di Roma ^a, Sapienza Università di Roma ^b, Rome, Italy

L. Barone^{a,b}, F. Cavallari^a, M. Cipriani^{a,b}, N. Daci^a, D. Del Re^{a,b}, E. Di Marco^{a,b},
M. Diemoz^a, S. Gelli^{a,b}, E. Longo^{a,b}, B. Marzocchi^{a,b}, P. Meridiani^a, G. Organtini^{a,b},
F. Pandolfi^a, R. Paramatti^{a,b}, F. Preiato^{a,b}, S. Rahatlou^{a,b}, C. Rovelli^a, F. Santanastasio^{a,b}

INFN Sezione di Torino ^a, Università di Torino ^b, Torino, Italy, Università del Piemonte Orientale ^c, Novara, Italy

N. Amapane^{a,b}, R. Arcidiacono^{a,c}, S. Argiro^{a,b}, M. Arneodo^{a,c}, N. Bartosik^a, R. Bellan^{a,b},
C. Biino^a, N. Cartiglia^a, R. Castello^{a,b}, F. Cenna^{a,b}, M. Costa^{a,b}, R. Covarelli^{a,b},
A. Degano^{a,b}, N. Demaria^a, B. Kiani^{a,b}, C. Mariotti^a, S. Maselli^a, E. Migliore^{a,b},
V. Monaco^{a,b}, E. Monteil^{a,b}, M. Monteno^a, M.M. Obertino^{a,b}, L. Pacher^{a,b}, N. Pastrone^a,
M. Pelliccioni^a, G.L. Pinna Angioni^{a,b}, A. Romero^{a,b}, M. Ruspa^{a,c}, R. Sacchi^{a,b},
K. Shchelina^{a,b}, V. Sola^a, A. Solano^{a,b}, A. Staiano^a

INFN Sezione di Trieste ^a, Università di Trieste ^b, Trieste, Italy

S. Belforte^a, M. Casarsa^a, F. Cossutti^a, G. Della Ricca^{a,b}, A. Zanetti^a

Kyungpook National University

D.H. Kim, G.N. Kim, M.S. Kim, J. Lee, S. Lee, S.W. Lee, C.S. Moon, Y.D. Oh, S. Sekmen,
D.C. Son, Y.C. Yang

Chonnam National University, Institute for Universe and Elementary Particles, Kwangju, Korea

H. Kim, D.H. Moon, G. Oh

Hanyang University, Seoul, Korea

J.A. Brochero Cifuentes, J. Goh, T.J. Kim

Korea University, Seoul, Korea

S. Cho, S. Choi, Y. Go, D. Gyun, S. Ha, B. Hong, Y. Jo, Y. Kim, K. Lee, K.S. Lee, S. Lee,
J. Lim, S.K. Park, Y. Roh

Seoul National University, Seoul, Korea

J. Almond, J. Kim, J.S. Kim, H. Lee, K. Lee, K. Nam, S.B. Oh, B.C. Radburn-Smith,
S.h. Seo, U.K. Yang, H.D. Yoo, G.B. Yu

University of Seoul, Seoul, Korea

H. Kim, J.H. Kim, J.S.H. Lee, I.C. Park

Sungkyunkwan University, Suwon, Korea

Y. Choi, C. Hwang, J. Lee, I. Yu

Vilnius University, Vilnius, Lithuania

V. Dudenas, A. Juodagalvis, J. Vaitkus

National Centre for Particle Physics, Universiti Malaya, Kuala Lumpur, Malaysia

I. Ahmed, Z.A. Ibrahim, M.A.B. Md Ali³³, F. Mohamad Idris³⁴, W.A.T. Wan Abdullah,
M.N. Yusli, Z. Zolkapli

Centro de Investigacion y de Estudios Avanzados del IPN, Mexico City, Mexico

Duran-Osuna, M. C., H. Castilla-Valdez, E. De La Cruz-Burelo, Ramirez-Sanchez, G., I. Heredia-De La Cruz³⁵, Rabadan-Trejo, R. I., R. Lopez-Fernandez, J. Mejia Guisao, Reyes-Almanza, R, A. Sanchez-Hernandez

Universidad Iberoamericana, Mexico City, Mexico

S. Carrillo Moreno, C. Oropeza Barrera, F. Vazquez Valencia

Benemerita Universidad Autonoma de Puebla, Puebla, Mexico

J. Eysermans, I. Pedraza, H.A. Salazar Ibarguen, C. Uribe Estrada

Universidad Autónoma de San Luis Potosí, San Luis Potosí, Mexico

A. Morelos Pineda

University of Auckland, Auckland, New Zealand

D. Krofcheck

University of Canterbury, Christchurch, New Zealand

S. Bheesette, P.H. Butler

National Centre for Physics, Quaid-I-Azam University, Islamabad, Pakistan

A. Ahmad, M. Ahmad, Q. Hassan, H.R. Hoorani, A. Saddique, M.A. Shah, M. Shoaib, M. Waqas

National Centre for Nuclear Research, Swierk, Poland

H. Bialkowska, M. Bluj, B. Boimska, T. Frueboes, M. Górski, M. Kazana, K. Nawrocki, M. Szleper, P. Traczyk, P. Zalewski

Institute of Experimental Physics, Faculty of Physics, University of Warsaw, Warsaw, Poland

K. Bunkowski, A. Byszuk³⁶, K. Doroba, A. Kalinowski, M. Konecki, J. Krolikowski, M. Misiura, M. Olszewski, A. Pyskir, M. Walczak

Laboratório de Instrumentação e Física Experimental de Partículas, Lisboa, Portugal

P. Bargassa, C. Beirão Da Cruz E Silva, A. Di Francesco, P. Faccioli, B. Galinhas, M. Gallinaro, J. Hollar, N. Leonardo, L. Lloret Iglesias, M.V. Nemallapudi, J. Seixas, G. Strong, O. Toldaiev, D. Vadrucchio, J. Varela

Joint Institute for Nuclear Research, Dubna, Russia

S. Afanasiev, P. Bunin, M. Gavrilenko, I. Golutvin, I. Gorbunov, A. Kamenev, V. Karjavin, A. Lanev, A. Malakhov, V. Matveev^{37,38}, P. Moisezenz, V. Palichik, V. Perelygin, S. Shmatov, S. Shulha, N. Skatchkov, V. Smirnov, N. Voytishin, A. Zarubin

Petersburg Nuclear Physics Institute, Gatchina (St. Petersburg), Russia

Y. Ivanov, V. Kim³⁹, E. Kuznetsova⁴⁰, P. Levchenko, V. Murzin, V. Oreshkin, I. Smirnov, D. Sosnov, V. Sulimov, L. Uvarov, S. Vavilov, A. Vorobyev

Institute for Nuclear Research, Moscow, Russia

Yu. Andreev, A. Dermenev, S. Gninenko, N. Golubev, A. Karneyeu, M. Kirsanov, N. Krasnikov, A. Pashenkov, D. Tlisov, A. Toropin

Institute for Theoretical and Experimental Physics, Moscow, Russia

V. Epshteyn, V. Gavrilov, N. Lychkovskaya, V. Popov, I. Pozdnyakov, G. Safronov, A. Spiridonov, A. Stepenov, V. Stolin, M. Toms, E. Vlasov, A. Zhokin

Moscow Institute of Physics and Technology, Moscow, Russia

T. Aushev, A. Bylinkin³⁸

National Research Nuclear University ‘Moscow Engineering Physics Institute’ (MEPhI), Moscow, Russia

M. Chadeeva⁴¹, P. Parygin, D. Philippov, S. Polikarpov, E. Popova, V. Rusinov

P.N. Lebedev Physical Institute, Moscow, Russia

V. Andreev, M. Azarkin³⁸, I. Dremin³⁸, M. Kirakosyan³⁸, S.V. Rusakov, A. Terkulov

Skobeltsyn Institute of Nuclear Physics, Lomonosov Moscow State University, Moscow, Russia

A. Baskakov, A. Belyaev, E. Boos, V. Bunichev, M. Dubinin⁴², L. Dudko, A. Ershov, A. Gribushin, V. Klyukhin, O. Kodolova, I. Lokhtin, I. Miagkov, S. Obraztsov, S. Petrushanko, V. Savrin

Novosibirsk State University (NSU), Novosibirsk, Russia

V. Blinov⁴³, D. Shtol⁴³, Y. Skovpen⁴³

State Research Center of Russian Federation, Institute for High Energy Physics of NRC ‘Kurchatov Institute’, Protvino, Russia

I. Azhgirey, I. Bayshev, S. Bitioukov, D. Elumakhov, A. Godizov, V. Kachanov, A. Kalinin, D. Konstantinov, P. Mandrik, V. Petrov, R. Ryutin, A. Sobol, S. Troshin, N. Tyurin, A. Uzunian, A. Volkov

National Research Tomsk Polytechnic University, Tomsk, Russia

A. Babaev

University of Belgrade, Faculty of Physics and Vinca Institute of Nuclear Sciences, Belgrade, Serbia

P. Adzic⁴⁴, P. Cirkovic, D. Devetak, M. Dordevic, J. Milosevic

Centro de Investigaciones Energéticas Medioambientales y Tecnológicas (CIEMAT), Madrid, Spain

J. Alcaraz Maestre, A. Álvarez Fernández, I. Bachiller, M. Barrio Luna, M. Cerrada, N. Colino, B. De La Cruz, A. Delgado Peris, C. Fernandez Bedoya, J.P. Fernández Ramos, J. Flix, M.C. Fouz, O. Gonzalez Lopez, S. Goy Lopez, J.M. Hernandez, M.I. Josa, D. Moran, A. Pérez-Calero Yzquierdo, J. Puerta Pelayo, I. Redondo, L. Romero, M.S. Soares, A. Triossi

Universidad Autónoma de Madrid, Madrid, Spain

C. Albajar, J.F. de Trocóniz

Universidad de Oviedo, Oviedo, Spain

J. Cuevas, C. Erice, J. Fernandez Menendez, S. Folgueras, I. Gonzalez Caballero, J.R. González Fernández, E. Palencia Cortezon, S. Sanchez Cruz, P. Vischia, J.M. Vizán García

Instituto de Física de Cantabria (IFCA), CSIC-Universidad de Cantabria, Santander, Spain

I.J. Cabrillo, A. Calderon, B. Chazin Quero, J. Duarte Campderros, M. Fernandez, P.J. Fernández Manteca, A. García Alonso, J. Garcia-Ferrero, G. Gomez, A. Lopez Virto, J. Marco, C. Martinez Rivero, P. Martinez Ruiz del Arbol, F. Matorras, J. Piedra Gomez, C. Prieels, T. Rodrigo, A. Ruiz-Jimeno, L. Scodellaro, N. Trevisani, I. Vila, R. Villar Cortabitarte

CERN, European Organization for Nuclear Research, Geneva, Switzerland

D. Abbaneo, B. Akgun, E. Auffray, P. Baillon, A.H. Ball, D. Barney, J. Bendavid, M. Bianco, A. Bocci, C. Botta, T. Camporesi, M. Cepeda, G. Cerminara, E. Chapon, Y. Chen, D. d'Enterria, A. Dabrowski, V. Daponte, A. David, M. De Gruttola, A. De Roeck, N. Deelen, M. Dobson, T. du Pree, M. Dünser, N. Dupont, A. Elliott-Peisert, P. Everaerts, F. Fallavollita⁴⁵, G. Franzoni, J. Fulcher, W. Funk, D. Gigi, A. Gilbert, K. Gill, F. Glege, D. Gulhan, J. Hegeman, V. Innocente, A. Jafari, P. Janot, O. Karacheban¹⁹, J. Kieseler, V. Knünz, A. Kornmayer, M. Krammer¹, C. Lange, P. Lecoq, C. Lourenço, M.T. Lucchini, L. Malgeri, M. Mannelli, A. Martelli, F. Meijers, J.A. Merlin, S. Mersi, E. Meschi, P. Milenovic⁴⁶, F. Moortgat, M. Mulders, H. Neugebauer, J. Ngadiuba, S. Orfanelli, L. Orsini, F. Pantaleo¹⁶, L. Pape, E. Perez, M. Peruzzi, A. Petrilli, G. Petrucciani, A. Pfeiffer, M. Pierini, F.M. Pitters, D. Rabadý, A. Racz, T. Reis, G. Rolandi⁴⁷, M. Rovere, H. Sakulin, C. Schäfer, C. Schwick, M. Seidel, M. Selvaggi, A. Sharma, P. Silva, P. Sphicas⁴⁸, A. Stakia, J. Steggemann, M. Stoye, M. Tosi, D. Treille, A. Tsiros, V. Veckalns⁴⁹, M. Verweij, W.D. Zeuner

Paul Scherrer Institut, Villigen, Switzerland

W. Bertl[†], L. Caminada⁵⁰, K. Deiters, W. Erdmann, R. Horisberger, Q. Ingram, H.C. Kaestli, D. Kotlinski, U. Langenegger, T. Rohe, S.A. Wiederkehr

ETH Zurich - Institute for Particle Physics and Astrophysics (IPA), Zurich, Switzerland

M. Backhaus, L. Bäni, P. Berger, B. Casal, N. Chernyavskaya, G. Dissertori, M. Dittmar, M. Donegà, C. Dorfer, C. Grab, C. Heidegger, D. Hits, J. Hoss, T. Klijsma, W. Lustermann, M. Marionneau, M.T. Meinhard, D. Meister, F. Micheli, P. Musella, F. Nessi-Tedaldi, J. Pata, F. Pauss, G. Perrin, L. Perrozzi, M. Quittnat, M. Reichmann, D. Ruini, D.A. Sanz Becerra, M. Schönenberger, L. Shchutska, V.R. Tavolaro, K. Theofilatos, M.L. Vesterbacka Olsson, R. Wallny, D.H. Zhu

Universität Zürich, Zurich, Switzerland

T.K. Aarrestad, C. Amsler⁵¹, D. Brzhechko, M.F. Canelli, A. De Cosa, R. Del Burgo, S. Donato, C. Galloni, T. Hreus, B. Kilminster, I. Neutelings, D. Pinna, G. Rauco, P. Robmann, D. Salerno, K. Schweiger, C. Seitz, Y. Takahashi, A. Zucchetta

National Central University, Chung-Li, Taiwan

V. Candelise, Y.H. Chang, K.y. Cheng, T.H. Doan, Sh. Jain, R. Khurana, C.M. Kuo, W. Lin, A. Pozdnyakov, S.S. Yu

National Taiwan University (NTU), Taipei, Taiwan

P. Chang, Y. Chao, K.F. Chen, P.H. Chen, F. Fiori, W.-S. Hou, Y. Hsiung, Arun Kumar, Y.F. Liu, R.-S. Lu, E. Paganis, A. Psallidas, A. Steen, J.f. Tsai

Chulalongkorn University, Faculty of Science, Department of Physics, Bangkok, Thailand

B. Asavapibhop, K. Kovitangoon, G. Singh, N. Srimanobhas

Çukurova University, Physics Department, Science and Art Faculty, Adana, Turkey

A. Bat, F. Boran, S. Damarseckin, Z.S. Demiroglu, C. Dozen, E. Eskut, S. Girgis, G. Gokbulut, Y. Guler, I. Hos⁵², E.E. Kangal⁵³, O. Kara, A. Kayis Topaksu, U. Kiminsu, M. Oglakci, G. Onengut, K. Ozdemir⁵⁴, S. Ozturk⁵⁵, A. Polatoz, B. Tali⁵⁶, U.G. Tok, S. Turkcapar, I.S. Zorbakir, C. Zorbilmez

Middle East Technical University, Physics Department, Ankara, Turkey

G. Karapinar⁵⁷, K. Ocalan⁵⁸, M. Yalvac, M. Zeyrek

Bogazici University, Istanbul, Turkey

I.O. Atakisi, E. Gülmez, M. Kaya⁵⁹, O. Kaya⁶⁰, S. Tekten, E.A. Yetkin⁶¹

Istanbul Technical University, Istanbul, Turkey

M.N. Agaras, S. Atay, A. Cakir, K. Cankocak, Y. Komurcu

Institute for Scintillation Materials of National Academy of Science of Ukraine, Kharkov, Ukraine

B. Grynyov

National Scientific Center, Kharkov Institute of Physics and Technology, Kharkov, Ukraine

L. Levchuk

University of Bristol, Bristol, United Kingdom

F. Ball, L. Beck, J.J. Brooke, D. Burns, E. Clement, D. Cussans, O. Davignon, H. Flacher, J. Goldstein, G.P. Heath, H.F. Heath, L. Kreczko, D.M. Newbold⁶², S. Paramesvaran, T. Sakuma, S. Seif El Nasr-storey, D. Smith, V.J. Smith

Rutherford Appleton Laboratory, Didcot, United Kingdom

K.W. Bell, A. Belyaev⁶³, C. Brew, R.M. Brown, D. Cieri, D.J.A. Cockerill, J.A. Coughlan, K. Harder, S. Harper, J. Linacre, E. Olaiya, D. Petyt, C.H. Shepherd-Themistocleous, A. Thea, I.R. Tomalin, T. Williams, W.J. Womersley

Imperial College, London, United Kingdom

G. Auzinger, R. Bainbridge, P. Bloch, J. Borg, S. Breeze, O. Buchmuller, A. Bundock, S. Casasso, D. Colling, L. Corpe, P. Dauncey, G. Davies, M. Della Negra, R. Di Maria, A. Elwood, Y. Haddad, G. Hall, G. Iles, T. James, M. Komm, R. Lane, C. Laner, L. Lyons, A.-M. Magnan, S. Malik, L. Mastrolorenzo, T. Matsushita, J. Nash⁶⁴, A. Nikitenko⁷, V. Palladino, M. Pesaresi, A. Richards, A. Rose, E. Scott, C. Seez, A. Shtipliyski, T. Strebler, S. Summers, A. Tapper, K. Uchida, M. Vazquez Acosta⁶⁵, T. Virdee¹⁶, N. Wardle, D. Winterbottom, J. Wright, S.C. Zenz

Brunel University, Uxbridge, United Kingdom

J.E. Cole, P.R. Hobson, A. Khan, P. Kyberd, A. Morton, I.D. Reid, L. Teodorescu, S. Zahid

Baylor University, Waco, U.S.A.

A. Borzou, K. Call, J. Dittmann, K. Hatakeyama, H. Liu, N. Pastika, C. Smith

Catholic University of America, Washington DC, U.S.A.

R. Bartek, A. Dominguez

The University of Alabama, Tuscaloosa, U.S.A.

A. Buccilli, S.I. Cooper, C. Henderson, P. Rumerio, C. West

Boston University, Boston, U.S.A.

D. Arcaro, A. Avetisyan, T. Bose, D. Gastler, D. Rankin, C. Richardson, J. Rohlf, L. Sulak, D. Zou

Brown University, Providence, U.S.A.

G. Benelli, D. Cutts, M. Hadley, J. Hakala, U. Heintz, J.M. Hogan⁶⁶, K.H.M. Kwok, E. Laird, G. Landsberg, J. Lee, Z. Mao, M. Narain, J. Pazzini, S. Piperov, S. Sagir, R. Syarif, D. Yu

University of California, Davis, Davis, U.S.A.

R. Band, C. Brainerd, R. Breedon, D. Burns, M. Calderon De La Barca Sanchez, M. Chertok, J. Conway, R. Conway, P.T. Cox, R. Erbacher, C. Flores, G. Funk, W. Ko, R. Lander, C. Mclean, M. Mulhearn, D. Pellett, J. Pilot, S. Shalhout, M. Shi, J. Smith, D. Stolp, D. Taylor, K. Tos, M. Tripathi, Z. Wang, F. Zhang

University of California, Los Angeles, Los Angeles, U.S.A.

M. Bachtis, C. Bravo, R. Cousins, A. Dasgupta, A. Florent, J. Hauser, M. Ignatenko, N. Mccoll, S. Regnard, D. Saltzberg, C. Schnaible, V. Valuev

University of California, Riverside, Riverside, U.S.A.

E. Bouvier, K. Burt, R. Clare, J. Ellison, J.W. Gary, S.M.A. Ghiasi Shirazi, G. Hanson, G. Karapostoli, E. Kennedy, F. Lacroix, O.R. Long, M. Olmedo Negrete, M.I. Paneva, W. Si, L. Wang, H. Wei, S. Wimpenny, B. R. Yates

University of California, San Diego, La Jolla, U.S.A.

J.G. Branson, S. Cittolin, M. Derdzinski, R. Gerosa, D. Gilbert, B. Hashemi, A. Holzner, D. Klein, G. Kole, V. Krutelyov, J. Letts, M. Masciovecchio, D. Olivito, S. Padhi, M. Pieri, M. Sani, V. Sharma, S. Simon, M. Tadel, A. Vartak, S. Wasserbaech⁶⁷, J. Wood, F. Würthwein, A. Yagil, G. Zevi Della Porta

University of California, Santa Barbara - Department of Physics, Santa Barbara, U.S.A.

N. Amin, R. Bhandari, J. Bradmiller-Feld, C. Campagnari, M. Citron, A. Dishaw, V. Dutta, M. Franco Sevilla, L. Gouskos, R. Heller, J. Incandela, A. Ovcharova, H. Qu, J. Richman, D. Stuart, I. Suarez, J. Yoo

California Institute of Technology, Pasadena, U.S.A.

D. Anderson, A. Bornheim, J. Bunn, J.M. Lawhorn, H.B. Newman, T. Q. Nguyen, C. Pena, M. Spiropulu, J.R. Vlimant, R. Wilkinson, S. Xie, Z. Zhang, R.Y. Zhu

Carnegie Mellon University, Pittsburgh, U.S.A.

M.B. Andrews, T. Ferguson, T. Mudholkar, M. Paulini, J. Russ, M. Sun, H. Vogel, I. Vorobiev, M. Weinberg

University of Colorado Boulder, Boulder, U.S.A.

J.P. Cumalat, W.T. Ford, F. Jensen, A. Johnson, M. Krohn, S. Leontsinis, E. MacDonald, T. Mulholland, K. Stenson, K.A. Ulmer, S.R. Wagner

Cornell University, Ithaca, U.S.A.

J. Alexander, J. Chaves, Y. Cheng, J. Chu, A. Datta, K. Mcdermott, N. Mirman, J.R. Patterson, D. Quach, A. Rinkevicius, A. Ryd, L. Skinnari, L. Soffi, S.M. Tan, Z. Tao, J. Thom, J. Tucker, P. Wittich, M. Zientek

Fermi National Accelerator Laboratory, Batavia, U.S.A.

S. Abdullin, M. Albrow, M. Alyari, G. Apollinari, A. Apresyan, A. Apyan, S. Banerjee, L.A.T. Bauerdick, A. Beretvas, J. Berryhill, P.C. Bhat, G. Bolla[†], K. Burkett, J.N. Butler, A. Canepa, G.B. Cerati, H.W.K. Cheung, F. Chlebana, M. Cremonesi, J. Duarte, V.D. Elvira, J. Freeman, Z. Gecse, E. Gottschalk, L. Gray, D. Green, S. Grünendahl, O. Gutsche, J. Hanlon, R.M. Harris, S. Hasegawa, J. Hirschauer, Z. Hu, B. Jayatilaka, S. Jindariani, M. Johnson, U. Joshi, B. Klima, M.J. Kortelainen, B. Kreis, S. Lammel, D. Lincoln, R. Lipton, M. Liu, T. Liu, R. Lopes De Sá, J. Lykken, K. Maeshima, N. Magini, J.M. Marraffino, D. Mason, P. McBride, P. Merkel, S. Mrenna, S. Nahn, V. O'Dell, K. Pedro, O. Prokofyev, G. Rakness, L. Ristori, A. Savoy-Navarro⁶⁸, B. Schneider, E. Sexton-Kennedy, A. Soha, W.J. Spalding, L. Spiegel, S. Stoynev, J. Strait, N. Strobbe, L. Taylor, S. Tkaczyk, N.V. Tran, L. Uplegger, E.W. Vaandering, C. Vernieri, M. Verzocchi, R. Vidal, M. Wang, H.A. Weber, A. Whitbeck, W. Wu

University of Florida, Gainesville, U.S.A.

D. Acosta, P. Avery, P. Bortignon, D. Bourilkov, A. Brinkerhoff, A. Carnes, M. Carver, D. Curry, R.D. Field, I.K. Furic, S.V. Gleyzer, B.M. Joshi, J. Konigsberg, A. Korytov,

K. Kotov, P. Ma, K. Matchev, H. Mei, G. Mitselmakher, K. Shi, D. Sperka, N. Terentyev, L. Thomas, J. Wang, S. Wang, J. Yelton

Florida International University, Miami, U.S.A.

Y.R. Joshi, S. Linn, P. Markowitz, J.L. Rodriguez

Florida State University, Tallahassee, U.S.A.

A. Ackert, T. Adams, A. Askew, S. Hagopian, V. Hagopian, K.F. Johnson, T. Kolberg, G. Martinez, T. Perry, H. Prosper, A. Saha, A. Santra, V. Sharma, R. Yohay

Florida Institute of Technology, Melbourne, U.S.A.

M.M. Baarmand, V. Bhopatkar, S. Colafranceschi, M. Hohlmann, D. Noonan, T. Roy, F. Yumiceva

University of Illinois at Chicago (UIC), Chicago, U.S.A.

M.R. Adams, L. Apanasevich, D. Berry, R.R. Betts, R. Cavanaugh, X. Chen, S. Dittmer, O. Evdokimov, C.E. Gerber, D.A. Hangal, D.J. Hofman, K. Jung, J. Kamin, I.D. Sandoval Gonzalez, M.B. Tonjes, N. Varelas, H. Wang, Z. Wu, J. Zhang

The University of Iowa, Iowa City, U.S.A.

B. Bilki⁶⁹, W. Clarida, K. Dilsiz⁷⁰, S. Durgut, R.P. Gandrajula, M. Haytmyradov, V. Khristenko, J.-P. Merlo, H. Mermerkaya⁷¹, A. Mestvirishvili, A. Moeller, J. Nachtman, H. Ogul⁷², Y. Onel, F. Ozok⁷³, A. Penzo, C. Snyder, E. Tiras, J. Wetzel, K. Yi

Johns Hopkins University, Baltimore, U.S.A.

B. Blumenfeld, A. Cocoros, N. Eminizer, D. Fehling, L. Feng, A.V. Gritsan, W.T. Hung, P. Maksimovic, J. Roskes, U. Sarica, M. Swartz, M. Xiao, C. You

The University of Kansas, Lawrence, U.S.A.

A. Al-bataineh, P. Baringer, A. Bean, S. Boren, J. Bowen, J. Castle, S. Khalil, A. Kropivnitskaya, D. Majumder, W. Mcbrayer, M. Murray, C. Rogan, C. Royon, S. Sanders, E. Schmitz, J.D. Tapia Takaki, Q. Wang

Kansas State University, Manhattan, U.S.A.

A. Ivanov, K. Kaadze, Y. Maravin, A. Modak, A. Mohammadi, L.K. Saini, N. Skhirtladze

Lawrence Livermore National Laboratory, Livermore, U.S.A.

F. Rebassoo, D. Wright

University of Maryland, College Park, U.S.A.

A. Baden, O. Baron, A. Belloni, S.C. Eno, Y. Feng, C. Ferraioli, N.J. Hadley, S. Jabeen, G.Y. Jeng, R.G. Kellogg, J. Kunkle, A.C. Mignerey, F. Ricci-Tam, Y.H. Shin, A. Skuja, S.C. Tonwar

Massachusetts Institute of Technology, Cambridge, U.S.A.

D. Abercrombie, B. Allen, V. Azzolini, R. Barbieri, A. Baty, G. Bauer, R. Bi, S. Brandt, W. Busza, I.A. Cali, M. D'Alfonso, Z. Demiragli, G. Gomez Ceballos, M. Goncharov, P. Harris, D. Hsu, M. Hu, Y. Iiyama, G.M. Innocenti, M. Klute, D. Kovalskyi, Y.-J. Lee, A. Levin, P.D. Luckey, B. Maier, A.C. Marini, C. McGinn, C. Mironov, S. Narayanan,

X. Niu, C. Paus, C. Roland, G. Roland, G.S.F. Stephans, K. Sumorok, K. Tatar, D. Velicanu, J. Wang, T.W. Wang, B. Wyslouch, S. Zhaozhong

University of Minnesota, Minneapolis, U.S.A.

A.C. Benvenuti, R.M. Chatterjee, A. Evans, P. Hansen, S. Kalafut, Y. Kubota, Z. Lesko, J. Mans, S. Nourbakhsh, N. Ruckstuhl, R. Rusack, J. Turkewitz, M.A. Wadud

University of Mississippi, Oxford, U.S.A.

J.G. Acosta, S. Oliveros

University of Nebraska-Lincoln, Lincoln, U.S.A.

E. Avdeeva, K. Bloom, D.R. Claes, C. Fangmeier, F. Golf, R. Gonzalez Suarez, R. Kamalieddin, I. Kravchenko, J. Monroy, J.E. Siado, G.R. Snow, B. Stieger

State University of New York at Buffalo, Buffalo, U.S.A.

A. Godshalk, C. Harrington, I. Iashvili, D. Nguyen, A. Parker, S. Rappoccio, B. Roozbahani

Northeastern University, Boston, U.S.A.

G. Alverson, E. Barberis, C. Freer, A. Hortiangtham, A. Massironi, D.M. Morse, T. Orimoto, R. Teixeira De Lima, T. Wamorkar, B. Wang, A. Wisecarver, D. Wood

Northwestern University, Evanston, U.S.A.

S. Bhattacharya, O. Charaf, K.A. Hahn, N. Mucia, N. Odell, M.H. Schmitt, K. Sung, M. Trovato, M. Velasco

University of Notre Dame, Notre Dame, U.S.A.

R. Bucci, N. Dev, M. Hildreth, K. Hurtado Anampa, C. Jessop, D.J. Karmgard, N. Kellams, K. Lannon, W. Li, N. Loukas, N. Marinelli, F. Meng, C. Mueller, Y. Musienko³⁷, M. Planer, A. Reinsvold, R. Ruchti, P. Siddireddy, G. Smith, S. Taroni, M. Wayne, A. Wightman, M. Wolf, A. Woodard

The Ohio State University, Columbus, U.S.A.

J. Alimena, L. Antonelli, B. Bylsma, L.S. Durkin, S. Flowers, B. Francis, A. Hart, C. Hill, W. Ji, T.Y. Ling, W. Luo, B.L. Winer, H.W. Wulsin

Princeton University, Princeton, U.S.A.

S. Cooperstein, O. Driga, P. Elmer, J. Hardenbrook, P. Hebda, S. Higginbotham, A. Kalogeropoulos, D. Lange, J. Luo, D. Marlow, K. Mei, I. Ojalvo, J. Olsen, C. Palmer, P. Piroué, J. Salfeld-Nebgen, D. Stickland, C. Tully

University of Puerto Rico, Mayaguez, U.S.A.

S. Malik, S. Norberg

Purdue University, West Lafayette, U.S.A.

A. Barker, V.E. Barnes, S. Das, L. Gutay, M. Jones, A.W. Jung, A. Khatiwada, D.H. Miller, N. Neumeister, C.C. Peng, H. Qiu, J.F. Schulte, J. Sun, F. Wang, R. Xiao, W. Xie

Purdue University Northwest, Hammond, U.S.A.

T. Cheng, J. Dolen, N. Parashar

Rice University, Houston, U.S.A.

Z. Chen, K.M. Ecklund, S. Freed, F.J.M. Geurts, M. Guilbaud, M. Kilpatrick, W. Li, B. Michlin, B.P. Padley, J. Roberts, J. Rorie, W. Shi, Z. Tu, J. Zabel, A. Zhang

University of Rochester, Rochester, U.S.A.

A. Bodek, P. de Barbaro, R. Demina, Y.t. Duh, T. Ferbel, M. Galanti, A. Garcia-Bellido, J. Han, O. Hindrichs, A. Khukhunaishvili, K.H. Lo, P. Tan, M. Verzetti

The Rockefeller University, New York, U.S.A.

R. Ciesielski, K. Goulios, C. Mesropian

Rutgers, The State University of New Jersey, Piscataway, U.S.A.

A. Agapitos, J.P. Chou, Y. Gershtein, T.A. Gómez Espinosa, E. Halkiadakis, M. Heindl, E. Hughes, S. Kaplan, R. Kunnawalkam Elayavalli, S. Kyriacou, A. Lath, R. Montalvo, K. Nash, M. Osherson, H. Saka, S. Salur, S. Schnetzer, D. Sheffield, S. Somalwar, R. Stone, S. Thomas, P. Thomassen, M. Walker

University of Tennessee, Knoxville, U.S.A.

A.G. Delannoy, J. Heideman, G. Riley, K. Rose, S. Spanier, K. Thapa

Texas A&M University, College Station, U.S.A.

O. Bouhali⁷⁴, A. Castaneda Hernandez⁷⁴, A. Celik, M. Dalchenko, M. De Mattia, A. Delgado, S. Dildick, R. Eusebi, J. Gilmore, T. Huang, T. Kamon⁷⁵, R. Mueller, Y. Pakhotin, R. Patel, A. Perloff, L. Perniè, D. Rathjens, A. Safonov, A. Tatarinov

Texas Tech University, Lubbock, U.S.A.

N. Akchurin, J. Damgov, F. De Guio, P.R. Duerdo, J. Faulkner, E. Gurpinar, S. Kunori, K. Lamichhane, S.W. Lee, T. Mengke, S. Muthumuni, T. Peltola, S. Undleeb, I. Volobouev, Z. Wang

Vanderbilt University, Nashville, U.S.A.

S. Greene, A. Gurrola, R. Janjam, W. Johns, C. Maguire, A. Melo, H. Ni, K. Padeken, J.D. Ruiz Alvarez, P. Sheldon, S. Tuo, J. Velkovska, Q. Xu

University of Virginia, Charlottesville, U.S.A.

M.W. Arenton, P. Barria, B. Cox, R. Hirosky, M. Joyce, A. Ledovskoy, H. Li, C. Neu, T. Sinthuprasith, Y. Wang, E. Wolfe, F. Xia

Wayne State University, Detroit, U.S.A.

R. Harr, P.E. Karchin, N. Poudyal, J. Sturdy, P. Thapa, S. Zaleski

University of Wisconsin - Madison, Madison, WI, U.S.A.

M. Brodski, J. Buchanan, C. Caillol, D. Carlsmith, S. Dasu, L. Dodd, S. Duric, B. Gomber, M. Grothe, M. Herndon, A. Hervé, U. Hussain, P. Klabbers, A. Lanaro, A. Levine, K. Long, R. Loveless, V. Rekovic, T. Ruggles, A. Savin, N. Smith, W.H. Smith, N. Woods

- †: Deceased
- 1: Also at Vienna University of Technology, Vienna, Austria
 - 2: Also at IRFU; CEA; Université Paris-Saclay, Gif-sur-Yvette, France
 - 3: Also at Universidade Estadual de Campinas, Campinas, Brazil
 - 4: Also at Federal University of Rio Grande do Sul, Porto Alegre, Brazil
 - 5: Also at Universidade Federal de Pelotas, Pelotas, Brazil
 - 6: Also at Université Libre de Bruxelles, Bruxelles, Belgium
 - 7: Also at Institute for Theoretical and Experimental Physics, Moscow, Russia
 - 8: Also at Joint Institute for Nuclear Research, Dubna, Russia
 - 9: Also at Cairo University, Cairo, Egypt
 - 10: Also at Helwan University, Cairo, Egypt
 - 11: Now at Zewail City of Science and Technology, Zewail, Egypt
 - 12: Also at Department of Physics; King Abdulaziz University, Jeddah, Saudi Arabia
 - 13: Also at Université de Haute Alsace, Mulhouse, France
 - 14: Also at Skobeltsyn Institute of Nuclear Physics; Lomonosov Moscow State University, Moscow, Russia
 - 15: Also at Tbilisi State University, Tbilisi, Georgia
 - 16: Also at CERN; European Organization for Nuclear Research, Geneva, Switzerland
 - 17: Also at RWTH Aachen University; III. Physikalisches Institut A, Aachen, Germany
 - 18: Also at University of Hamburg, Hamburg, Germany
 - 19: Also at Brandenburg University of Technology, Cottbus, Germany
 - 20: Also at MTA-ELTE Lendület CMS Particle and Nuclear Physics Group; Eötvös Loránd University, Budapest, Hungary
 - 21: Also at Institute of Nuclear Research ATOMKI, Debrecen, Hungary
 - 22: Also at Institute of Physics; University of Debrecen, Debrecen, Hungary
 - 23: Also at Indian Institute of Technology Bhubaneswar, Bhubaneswar, India
 - 24: Also at Institute of Physics, Bhubaneswar, India
 - 25: Also at Shoolini University, Solan, India
 - 26: Also at University of Visva-Bharati, Santiniketan, India
 - 27: Also at University of Ruhuna, Matara, Sri Lanka
 - 28: Also at Isfahan University of Technology, Isfahan, Iran
 - 29: Also at Yazd University, Yazd, Iran
 - 30: Also at Plasma Physics Research Center; Science and Research Branch; Islamic Azad University, Tehran, Iran
 - 31: Also at Università degli Studi di Siena, Siena, Italy
 - 32: Also at INFN Sezione di Milano-Bicocca; Università di Milano-Bicocca, Milano, Italy
 - 33: Also at International Islamic University of Malaysia, Kuala Lumpur, Malaysia
 - 34: Also at Malaysian Nuclear Agency; MOSTI, Kajang, Malaysia
 - 35: Also at Consejo Nacional de Ciencia y Tecnología, Mexico city, Mexico
 - 36: Also at Warsaw University of Technology; Institute of Electronic Systems, Warsaw, Poland
 - 37: Also at Institute for Nuclear Research, Moscow, Russia
 - 38: Now at National Research Nuclear University 'Moscow Engineering Physics Institute' (MEPhI), Moscow, Russia
 - 39: Also at St. Petersburg State Polytechnical University, St. Petersburg, Russia
 - 40: Also at University of Florida, Gainesville, U.S.A.
 - 41: Also at P.N. Lebedev Physical Institute, Moscow, Russia
 - 42: Also at California Institute of Technology, Pasadena, U.S.A.
 - 43: Also at Budker Institute of Nuclear Physics, Novosibirsk, Russia

- 44: Also at Faculty of Physics; University of Belgrade, Belgrade, Serbia
- 45: Also at INFN Sezione di Pavia; Università di Pavia, Pavia, Italy
- 46: Also at University of Belgrade; Faculty of Physics and Vinca Institute of Nuclear Sciences, Belgrade, Serbia
- 47: Also at Scuola Normale e Sezione dell'INFN, Pisa, Italy
- 48: Also at National and Kapodistrian University of Athens, Athens, Greece
- 49: Also at Riga Technical University, Riga, Latvia
- 50: Also at Universität Zürich, Zurich, Switzerland
- 51: Also at Stefan Meyer Institute for Subatomic Physics (SMI), Vienna, Austria
- 52: Also at Istanbul Aydin University, Istanbul, Turkey
- 53: Also at Mersin University, Mersin, Turkey
- 54: Also at Piri Reis University, Istanbul, Turkey
- 55: Also at Gaziosmanpasa University, Tokat, Turkey
- 56: Also at Adiyaman University, Adiyaman, Turkey
- 57: Also at Izmir Institute of Technology, Izmir, Turkey
- 58: Also at Necmettin Erbakan University, Konya, Turkey
- 59: Also at Marmara University, Istanbul, Turkey
- 60: Also at Kafkas University, Kars, Turkey
- 61: Also at Istanbul Bilgi University, Istanbul, Turkey
- 62: Also at Rutherford Appleton Laboratory, Didcot, United Kingdom
- 63: Also at School of Physics and Astronomy; University of Southampton, Southampton, United Kingdom
- 64: Also at Monash University; Faculty of Science, Clayton, Australia
- 65: Also at Instituto de Astrofísica de Canarias, La Laguna, Spain
- 66: Also at Bethel University, ST. PAUL, U.S.A.
- 67: Also at Utah Valley University, Orem, U.S.A.
- 68: Also at Purdue University, West Lafayette, U.S.A.
- 69: Also at Beykent University, Istanbul, Turkey
- 70: Also at Bingol University, Bingol, Turkey
- 71: Also at Erzincan University, Erzincan, Turkey
- 72: Also at Sinop University, Sinop, Turkey
- 73: Also at Mimar Sinan University; Istanbul, Istanbul, Turkey
- 74: Also at Texas A&M University at Qatar, Doha, Qatar
- 75: Also at Kyungpook National University, Daegu, Korea