



Cross section measurement of t -channel single top quark production in pp collisions at $\sqrt{s} = 13$ TeV

The CMS Collaboration ^{*}

CERN, Switzerland



ARTICLE INFO

Article history:

Received 3 October 2016
 Received in revised form 28 December 2016
 Accepted 24 January 2017
 Available online 29 July 2017
 Editor: M. Doser

Keywords:

CMS
 Physics
 Top quark

ABSTRACT

The cross section for the production of single top quarks in the t channel is measured in proton–proton collisions at 13 TeV with the CMS detector at the LHC. The analyzed data correspond to an integrated luminosity of 2.2 fb^{-1} . The event selection requires one muon and two jets where one of the jets is identified as originating from a bottom quark. Several kinematic variables are then combined into a multivariate discriminator to distinguish signal from background events. A fit to the distribution of the discriminating variable yields a total cross section of $238 \pm 13 \text{ (stat)} \pm 29 \text{ (syst)} \text{ pb}$ and a ratio of top quark and top antiquark production of $R_{t\text{-ch.}} = 1.81 \pm 0.18 \text{ (stat)} \pm 0.15 \text{ (syst)}$. From the total cross section the absolute value of the CKM matrix element V_{tb} is calculated to be $1.05 \pm 0.07 \text{ (exp)} \pm 0.02 \text{ (theo)}$. All results are in agreement with the standard model predictions.

© 2017 The Author(s). Published by Elsevier B.V. This is an open access article under the CC BY license (<http://creativecommons.org/licenses/by/4.0/>). Funded by SCOAP³.

1. Introduction

The production of single top quarks provides a unique testing ground for the study of electroweak processes, specifically the tWb vertex, as well as the measurement of the Cabibbo–Kobayashi–Maskawa (CKM) matrix element V_{tb} . The single top quark production was first detected at the Tevatron [1,2] and was studied at higher energies [3–6] at the CERN LHC [7]. At the LHC, the dominant production mechanism of single top quarks is the t -channel process. The other two processes, W -associated (tW) production and production via the s channel, amount to roughly 30% of the total single top quark production cross section at 13 TeV [8]. The t -channel production mode, presented in Fig. 1, has a very distinct signature because of the presence, within the detector acceptance, of a light quark recoiling against the top quark. The CMS collaboration has performed several measurements of this process using data collected at $\sqrt{s} = 7$ and 8 TeV [5,9,10]. This analysis is based on a data set obtained from proton–proton collisions at a centre-of-mass energy of 13 TeV, corresponding to an integrated luminosity of 2.2 fb^{-1} . The cross section calculation of t -channel single top quark production can be performed in two different schemes [11–13]. In the five-flavour scheme (5FS) b quarks come from the incoming proton and the leading order (LO) diagram is a

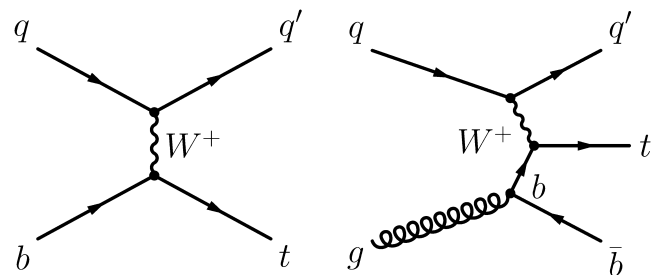


Fig. 1. Feynman diagrams for single top quark production in the t channel: (left) $2 \rightarrow 2$ and (right) $2 \rightarrow 3$ processes.

$2 \rightarrow 2$ process (Fig. 1 left), while in the four-flavour scheme (4FS) b quarks are not present in the initial state, and the LO diagrams are $2 \rightarrow 3$ processes (Fig. 1 right).

The next-to-leading-order (NLO) calculations with HATHOR v2.1 [14,15] in the 5FS result in cross section values of

$$\sigma_{t\text{-ch.},t} = 136.0_{-2.9}^{+4.1} \text{ (scale)} \pm 3.5 \text{ (PDF} + \alpha_S) \text{ pb,}$$

$$\sigma_{t\text{-ch.},\bar{t}} = 81.0_{-1.7}^{+2.5} \text{ (scale)} \pm 3.2 \text{ (PDF} + \alpha_S) \text{ pb,}$$

$$\sigma_{t\text{-ch.},t+\bar{t}} = 217.0_{-4.6}^{+6.6} \text{ (scale)} \pm 6.2 \text{ (PDF} + \alpha_S) \text{ pb,}$$

for the t -channel production at $\sqrt{s} = 13$ TeV of a top quark, antiquark, and the sum, respectively. The above cross sections are evaluated for a top quark mass of 172.5 GeV, using the PDF4LHC

^{*} E-mail address: cms-publication-committee-chair@cern.ch.

prescription [16] for the parton distribution functions (PDFs). The uncertainties are associated with the renormalization and factorization scale uncertainty as well as the PDF and α_s uncertainties which are calculated with the MSTW2008 68% CL NLO [17, 18], CT10 NLO [19], and NNPDF2.3 [20] PDF sets. Calculations at next-to-next-to-leading order (NNLO) [21] are expected to be different from NLO by only a few percent. Similar results are obtained at NLO as a function of the centre-of-mass energy with next-to-next-to-leading logarithms (NNLL) considered [22]. In the analysis described in this letter, the separation between signal and background processes is achieved using a multivariate analysis (MVA) technique. An artificial neural network is employed to construct a single classifier, exploiting the discriminating power of several kinematic distributions. The cross section of t -channel single top quark production is determined from a fit to the distribution of this single variable. Events with an isolated muon in the final state are selected; the muon originates from the decay of the W boson from the top quark, either directly or through $W \rightarrow \tau\nu$ decays. No attempts are made to distinguish these two cases and the signal yield is corrected for the τ decay contributions using the corresponding theoretical branching ratio.

2. The CMS detector and the simulation of events

The central feature of the CMS apparatus is a superconducting solenoid of 6 m internal diameter, providing a magnetic field of 3.8 T. Within the solenoid volume are a silicon pixel and strip tracker, a lead tungstate crystal electromagnetic calorimeter (ECAL), and a brass and scintillator hadron calorimeter (HCAL), each composed of a barrel and two endcap sections. Forward calorimeters extend the pseudorapidity (η) [23] coverage provided by the barrel and endcap detectors. Muons are measured in the range $|\eta| < 2.4$ using gas-ionization detectors embedded in the steel flux-return yoke outside the solenoid. Matching muons to tracks measured in the silicon tracker results in a relative transverse momentum (p_T) resolution for muons with $20 < p_T < 100$ GeV of 1.3–2.0% in the barrel and better than 6% in the endcaps. The p_T resolution in the barrel is better than 10% for muons with p_T up to 1 TeV [24]. A more detailed description of the CMS detector, together with a definition of the coordinate system used and the relevant kinematic variables, can be found in Ref. [23]. Monte Carlo (MC) simulation event generators are used to create simulated signal and background samples. Signal t -channel events are generated at NLO with MADGRAPH_AMC@NLO version 2.2.2 (MG5_AMC@NLO) [25] in the 4FS. The $t\bar{t}$ and tW background processes are generated with POWHEG 2.0 [26–29]. The latter is simulated in the 5FS. The value of the top quark mass used in the simulated samples is $m_t = 172.5$ GeV. For all samples PYTHIA 8.180 [30] with tune CUETP8M1 [31] is used to simulate the parton shower, hadronization, and the underlying event. Simulated event samples with W and Z bosons in association with jets are generated using MG5_AMC@NLO and the FxFx merging scheme [32], where up to two additional partons are generated at the matrix-element level. The quantum chromodynamics (QCD) multijet events, generated with PYTHIA 8.180, are used to validate the estimation of this background with a technique based on control samples in data. The default parametrization of the PDF used in all simulations is NNPDF30_nlo_as_0118 [33]. All generated events undergo a full simulation of the detector response according to the implementation of the CMS detector within GEANT4 [34]. Additional proton–proton interactions within the same or nearby bunch crossing (pileup) are included in the simulation with the same distribution as observed in data.

3. Event selection and reconstruction

Events with exactly one muon and at least two jets are considered in this analysis. In addition to the presence of exactly one isolated muon, the signature of t -channel single top quark production is characterized by a substantial momentum imbalance associated to at least one neutrino, a jet arising from the hadronization of a bottom quark (b jet) from the top quark decay, and a light-quark jet – often produced in the forward region. Some events also feature a second b jet, coming from the second b quark in the gluon splitting (as shown in Fig. 1 right). This second b jet is often not selected for the analysis as the p_T spectrum is generally softer and broader than that of the b jet from the top quark decay. To select events for further analysis, a high-level trigger (HLT) that requires the presence of an isolated muon with $p_T > 20$ GeV is used. From the sample of triggered events, only those with at least one primary vertex reconstructed from at least four tracks, with the longitudinal (radial) distance of less than 24 (2) cm from the centre of the detector, are considered for the analysis. Among all primary vertices in the event, the one with the largest scalar sum of p_T^2 of associated particles is selected. The particle flow (PF) algorithm [35,36] is used to reconstruct and identify individual particles in the event using combined information from the various subdetectors of the CMS experiment. Muon candidates are reconstructed combining the information from both the silicon tracker and the muon spectrometer in a global fit. An identification is performed using the quality of the geometrical matching between the tracker and the muon system measurements. The transverse momentum of muons is obtained from the curvature of the corresponding tracks. The energy of photons is directly obtained from the ECAL measurement, corrected for zero-suppression effects. The energy of electrons is determined from a combination of the electron momentum at the primary interaction vertex determined by the tracker, the energy of the corresponding ECAL cluster, and the energy sum of all bremsstrahlung photons spatially compatible with originating from the electron track. The energy of charged hadrons is determined from a combination of their momenta measured in the tracker and the matching ECAL and HCAL energy deposits, corrected for zero-suppression effects and for the response function of the calorimeters to hadronic showers. Finally, the energy of neutral hadrons is obtained from the corresponding corrected ECAL and HCAL energy. Using this information, the muon isolation variable, I_{rel} , is defined as

$$I_{\text{rel}} = \frac{I^{\text{ch.h}} + \max[(I^\gamma + I^{\text{n.h}} - 0.5 \times I^{\text{PU ch.h}}), 0]}{p_T}, \quad (1)$$

where $I^{\text{ch.h}}$, I^γ , $I^{\text{n.h}}$, and $I^{\text{PU ch.h}}$ are, respectively, the scalar p_T sums of the charged hadrons, photons, neutral hadrons, and charged hadrons associated with pileup vertices. The sums are computed in a cone of $\Delta R \equiv \sqrt{(\Delta\eta)^2 + (\Delta\phi)^2} = 0.4$ around the muon direction, where ϕ is the azimuthal angle in radians. The contribution $0.5 \times I^{\text{PU ch.h}}$ accounts for the expected pileup contribution from neutral particles. It is determined from the measured scalar p_T sum of charged hadrons $I^{\text{PU ch.h}}$, corrected for the neutral-to-charged particle ratio as expected from isospin invariance. Events are selected if they contain exactly one muon candidate with $p_T > 22$ GeV, $|\eta| < 2.1$, and $I_{\text{rel}} < 0.06$. Events with additional muon or electron candidates, passing looser selection criteria, are rejected. The loose selection criteria are $p_T > 20$ (10) GeV, $|\eta| < 2.5$, and $I_{\text{rel}} < 0.2$ for additional electrons (muons) where the electron isolation has a similar definition to that of the muon. Jets are reconstructed by clustering PF particle candidates using the anti- k_T clustering algorithm [37] with a distance parameter of 0.4. Charged-particle candidates closer along the z axis to any

Table 1

Event yields for the main processes in the 2-jets–1-tag sample. The quoted uncertainties are statistical only. All yields are taken from simulation, except for QCD multijet events where the yield and the associated uncertainty are determined from data (as discussed in Section 4).

Process	μ^+	μ^-
Top quark ($t\bar{t}$ and tW)	6837 ± 13	6844 ± 13
W + jets and Z + jets	2752 ± 82	2487 ± 76
QCD multijet	308 ± 154	266 ± 133
Single top quark t -channel	1493 ± 13	948 ± 10
Total expected	11390 ± 175	10545 ± 154
Data	11877	11017

vertex other than the selected primary vertex are not included. A correction to account for pileup interactions is estimated on an event-by-event basis using the jet area method described in Ref. [38], and is applied to the reconstructed jet p_T . Further jet energy corrections, derived from the study of dijet events and photon plus jet events in data, are applied. Jets are required to have $|\eta| < 4.7$ and $p_T > 40$ GeV. Once the jets have been selected according to the above criteria, they can be further categorized using a b tagging discriminator variable in order to distinguish between jets stemming from the hadronization of b quarks and those from the hadronization of light partons. The combined secondary vertex algorithm uses track-based lifetime information together with secondary vertices inside the jet to provide a MVA discriminator for b jet identification [39,40]. At the chosen working point, the efficiency of the tagging algorithm to correctly find b jets is about 45% with a rate of 0.1% for mistagging light-parton jets [39]. Events are divided into categories according to the number of selected jets and b-tagged jets. In the following, categories are labelled as “ n -jets– m -tag(s)”, referring to events with n jets, m of which are identified as b jets. The category enriched in t -channel signal events is the 2-jets–1-tag category, while the 3-jets–1-tag and 3-jets–2-tags categories are enriched in $t\bar{t}$ background events and are used to constrain the $t\bar{t}$ contribution in the final fit. The 2-jets–0-tag category provides good sensitivity for the validation of the W+jets simulation. To reject events from QCD multijet background processes, a requirement on the transverse mass of the W boson of $m_T^W > 50$ GeV is imposed, where

$$m_T^W = \sqrt{(p_{T,\mu} + \cancel{p}_T)^2 - (p_{x,\mu} + \cancel{p}_x)^2 - (p_{y,\mu} + \cancel{p}_y)^2}. \quad (2)$$

Here, \cancel{p}_T is defined as the magnitude of $\vec{\cancel{p}}_T$ which is the negative of the vectorial p_T sum of all the PF particles. The \cancel{p}_x and \cancel{p}_y quantities are the $\vec{\cancel{p}}_T$ components along the x and y axes, respectively. In Table 1, the number of selected events is shown for the 2-jets–1-tag signal region, separately for events with muons of positive and negative charge. Except for the QCD multijet process, which is determined from a fit to data and presented with the corresponding systematic uncertainties, all simulated samples are normalized to the expected cross sections with uncertainties corresponding to the size of the samples. The main backgrounds arise from $b\bar{b}$, W+jets, and QCD multijet processes.

To analyze the kinematics of single top quark production, the momentum four-vectors of the top quarks are reconstructed from the decay products, muons, neutrinos, and b-jet candidates. The p_T of the neutrino can be inferred from $\vec{\cancel{p}}_T$. The longitudinal momentum of the neutrino, $p_{z,\nu}$, is inferred assuming energy–momentum conservation at the $W\mu\nu$ vertex and constraining the W boson mass to $m_W = 80.4$ GeV [41]:

$$p_{z,\nu} = \frac{\Lambda p_{z,\mu}}{p_{T,\mu}^2} \pm \frac{1}{p_{T,\mu}^2} \sqrt{\Lambda^2 p_{z,\mu}^2 - p_{T,\mu}^2 (E_\mu^2 \cancel{p}_T^2 - \Lambda^2)}, \quad (3)$$

where

$$\Lambda = \frac{m_W^2}{2} + \vec{p}_{T,\mu} \cdot \vec{\cancel{p}}_T, \quad (4)$$

and $E_\mu^2 = p_{T,\mu}^2 + p_{z,\mu}^2$ denotes the muon energy. In most of the cases this leads to two real solutions for $p_{z,\nu}$ and the solution with the smallest absolute value is chosen [1,2]. For some events the discriminant in Eq. (3) becomes negative leading to complex solutions for $p_{z,\nu}$. In this case the imaginary component is eliminated by modification of $\vec{\cancel{p}}_T$ so that $m_T^W = m_W$, while still respecting the m_W constraint. This is achieved by imposing that the determinant, and thus the square-root term in Eq. (3), is null. This condition gives a quadratic relation between $p_{x,\nu}$ and $p_{y,\nu}$ with two possible solutions, and one remaining degree of freedom. The solution is chosen by finding the neutrino transverse momentum $\vec{p}_{T,\nu}$ that has the minimum vectorial distance from the $\vec{\cancel{p}}_T$ in the p_x – p_y plane. The top quark candidate is reconstructed by combining the reconstructed W boson and the b-jet candidate. In the 3-jets–2-tags category, the b-jet candidate is the one with the higher b tagging discriminator value while the more central jet is used to reconstruct the top quark in the 2-jets–0-tag category.

4. Background yields and modelling

The event yields for the various processes, summarized in Table 1, serve as the first order estimate of the respective contributions to the data sample. The main background contributions come from $t\bar{t}$ production and the production of W bosons in association with jets. The validity of the MC simulation of these two processes is checked in data sideband regions enriched in these events. The modelling of the relevant kinematic variables for $t\bar{t}$ production can be checked in events with three jets, of which one or two are identified as stemming from b quark hadronization (3-jets–1-tag and 3-jets–2-tags), where $t\bar{t}$ events constitute by far the largest fraction of events. The 2-jets–0-tag region is enriched in W+jets events and is used to validate the modelling of the relevant variables for this background category. From these validations no indication of significant mismodelling of either $t\bar{t}$ production or the production of W bosons and jets is observed. For the third important background category, QCD multijet production, reliable simulations are not available. The contribution from QCD multijet events is therefore suppressed as much as possible by requirements in the event selection and the remaining contamination is extracted directly from data. The m_T^W is well suited to effectively remove events arising from QCD multijet background as the shape of the distribution is different for QCD and non-QCD processes. In addition, the transverse mass is used to determine the remaining contribution of the QCD multijet background in the signal region. For this purpose, the requirement on m_T^W is removed and the entire m_T^W distribution is fitted using a maximum likelihood fit. The resulting yield of QCD multijet events is then extrapolated to the sample with $m_T^W > 50$ GeV. Two probability distribution functions are used to fit the m_T^W distribution in data, one non-QCD distribution for all processes except the QCD multijet background, including t -channel signal, and one QCD distribution. For the former, the different non-QCD processes are added according to the MC-predicted contributions. The latter is extracted from a QCD-enriched data sample, defined by inverting the muon isolation requirement, with $I_{\text{rel}} > 0.12$. The expected contamination from non-QCD processes in this region

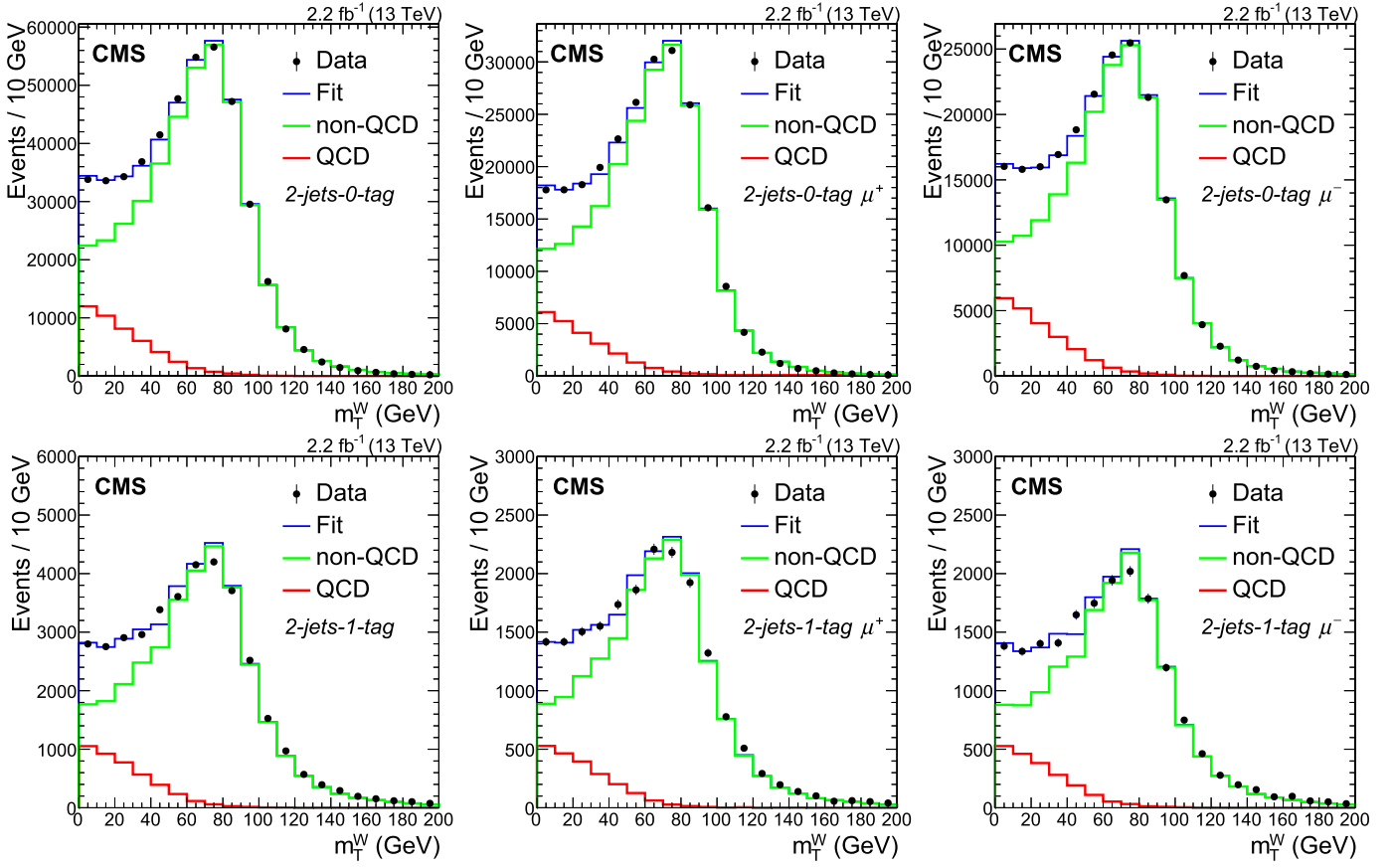


Fig. 2. Fit to the m_T^W distributions in the 2-jets-0-tag sample (upper row) and the 2-jets-1-tag sample (lower row) for all events (left), for positively charged muons only (middle), and for negatively charged muons only (right). The QCD fit template is derived from a sideband region in data. Only statistical uncertainties are taken into account in the fit.

Table 2

Input variables used in the neural network ranked according to their importance.

Rank	Variable	Description
1	Light quark $ \eta $	Absolute value of the pseudorapidity of the light-quark jet
2	Top quark mass	Invariant mass of the top quark reconstructed from muon, neutrino, and b-tagged jet
3	Dijet mass	Invariant mass of the two selected jets
4	Transverse W boson mass	Transverse mass of the W boson
5	Jet p_T sum	Scalar sum of the transverse momenta of the two jets
6	$\cos\theta^*$	Cosine of the angle between the muon and the light-quark jet in the rest frame of the top quark
7	Hardest jet mass	Invariant mass of the jet with the largest transverse momentum
8	ΔR (light quark, b quark)	ΔR between the momentum vectors of the light-quark jet and the b-tagged jet.
9	Light quark p_T	Transverse momentum of the light-quark jet
10	Light quark mass	Invariant mass of the light-quark jet
11	W boson $ \eta $	Absolute value of the pseudorapidity of the reconstructed W boson

is around 10%. Fig. 2 shows examples of the fitted m_T^W distributions in the most important region, the 2-jets-1-tag signal region, inclusively and separately for events with positively and negatively charged muons. For these fits, only statistical uncertainties are taken into account. The validity of this procedure is tested on events in the 2-jets-0-tag category where the contribution of QCD multijet events is significantly larger than that of the 2-jets-1-tag region (see also Fig. 2). When feeding the results of this QCD multijet background estimation into the procedure to extract the cross section of single top quark production, an uncertainty of 50% is considered, which provides full coverage for all effects from variations in the rate and shape of this background contribution.

5. Signal extraction strategy

To improve the discrimination between signal and background processes, an MVA technique is used to combine the discrimination power of several kinematic variables into one discriminator value. In this analysis, a total of 11 kinematic variables are combined into one single discriminator using the artificial neural network NEUROBAYES [42], implemented in the TMVA [43] package. The input variables are ranked according to their importance in Table 2. The importance is defined as the loss of significance when removing this variable from the list. The variable with the largest discrimination power is the $|\eta|$ of the light-quark jet. This importance is due to the fact that the presence of a light-quark jet in the

Table 3

Scale factors from the fit for the normalization of events with a positively charged muon for the signal process, the background categories, and the ratio of single top quark to top antiquark production. The uncertainties include the statistical uncertainty and the experimental sources of uncertainty which are considered as nuisance parameters in the fit.

Process	Scale factor
Signal, t channel	1.13 ± 0.08
Top quark background ($t\bar{t}$ and tW)	1.00 ± 0.02
W + jets and Z + jets	1.11 ± 0.09
QCD multijet	0.86 ± 0.29
$R_{t\text{-ch.}}$	1.81 ± 0.19

forward direction is a typical feature of the topology of t -channel single top quark production. The second most important variable is the invariant mass of the reconstructed top quark, which discriminates processes with top quarks, from background processes without any produced top quark. All input variables are validated by comparing the distributions in data with those in the simulations. Simulated t -channel single top quark events are used as signal training sample, while simulated $t\bar{t}$ and W + jets events, as well as QCD multijet events from a sideband region in data are used as background training samples, weighted according to their predicted relative contribution. The neural network is trained on a subset of the simulated samples. Application on the remaining sample shows similar performance and no signs of overtraining are observed. The neural network is trained in the inclusive 2-jets-1-tag sample for events with positively and negatively charged muons, and afterwards applied to the 2-jets-1-tag, 3-jets-1-tag, and 3-jets-2-tags data samples, each further split in two, depending on the charge of the muon. In categories with ambiguity, the most forward jet is considered as the recoiling jet in the multivariate discriminator construction.

To determine the signal cross sections, binned likelihood fits are performed on the distributions of the MVA discriminators. The background contributions are made up of three templates to account for: i) top quark production including $t\bar{t}$ and tW , ii) electroweak production including W +jets and Z +jets processes, and iii) QCD multijet production. The fit is performed using the Barlow–Beeston method [44] which correctly accounts for limited-size simulation samples. The distributions of the MVA discriminators in the signal region (2-jets-1-tag) and the two control regions (3-jets-1-tag and 3-jets-2-tags) are fitted simultaneously. As the latter are dominated by $t\bar{t}$ events, including these control regions improves the precision of the $t\bar{t}$ contribution determination. The free parameters of the fit are the scale factor for the normalization of the single top quark production, the scale factors for the normalization of the background processes, and the ratio of single top quark to top antiquark production $R_{t\text{-ch.}}$. The background scale factors are constrained by log-normal priors with an uncertainty of 10% for the top quark background, 30% for the electroweak background, and 50% for the QCD multijet background. The latter is motivated by the uncertainties in the QCD estimation from data, while the other two are determined by the uncertainty on the theoretical cross sections. The scale factors are defined as

$$S_i = \frac{N_i}{N_i^{\text{pred.}}}, \quad (5)$$

where N_i is the number of events after the fit, $N_i^{\text{pred.}}$ the predicted number of events and i the process category. Table 3 shows the results obtained from the fit for events with a positively charged muon. The fitted distributions are shown in Fig. 3.

6. Systematic uncertainties

The measurement of the cross section is affected by various sources of systematic uncertainties, which can be grouped into two categories, experimental uncertainties and theoretical uncertainties. Several of the former category of uncertainties are considered as nuisance parameters in the fit to the MVA discriminator distribution and are thus included in the total uncertainty of the fit. To determine the impact of the sources of the remaining uncertainties, pseudo-experiments are performed. Pseudo-data are drawn from the nominal samples. Fits to the discriminator distributions are performed with templates, including the variations in the shapes that correspond to systematic variations of one standard deviation. The difference between the mean values of the results from these fits, and from fits using the nominal shapes as fit templates, is taken as an estimation for the corresponding uncertainty. The contributions from different sources are summed together with the method in Ref. [45]: the asymmetric components of each uncertainty are treated as the standard deviations of two halved Gaussian functions, and thus the convolution of the resulting distributions for all uncertainties is performed by making use of Thiéle's semi-invariants.

Experimental uncertainties – included in the fit

The following sources of systematic uncertainty are included in the fit either through the applied Barlow–Beeston method or by using nuisance parameters in the fit (profiled uncertainties). By variations of the default samples, two dedicated templates corresponding to ± 1 standard deviations of the respective uncertainty source are created. The fit interpolates between these templates according to the actual value of the nuisance parameter.

- **Limited size of samples of simulated events:** To account for the limited number of available simulated events the fit is performed using the Barlow–Beeston method, and the effect is therefore included in the total uncertainty of the fit. To estimate the impact of the sample size the nominal central value is compared with the central value obtained without the Barlow–Beeston method. The latter effectively corresponds to assuming an infinite size of the samples of simulated events.
- **Jet energy scale (JES):** All reconstructed jet four-momenta in simulated events are simultaneously varied according to the η - and p_T -dependent uncertainties in the JES [46]. This variation in jet four-momenta is also propagated to p_T .
- **Jet energy resolution (JER):** A smearing is applied to account for the difference in the JER between simulation and data [46], increasing or decreasing the resolutions by their uncertainties.
- **The b tagging:** b tagging and misidentification efficiencies are estimated from control samples in 13 TeV data [40]. Scale factors are applied to the simulated samples to reproduce efficiencies observed in data and the corresponding uncertainties are propagated as systematic uncertainties.
- **Muon trigger and reconstruction:** Single-muon trigger efficiency and reconstruction efficiency are estimated with a “tag-and-probe” method [47] from Drell–Yan events in the Z boson mass peak. To take the difference in kinematic properties between Drell–Yan and the single top quark process into account, an additional systematic uncertainty depending on the number of jets in an event is applied.

Experimental uncertainties – not included in the fit

- **Pileup:** The uncertainty in the average expected number of pileup interactions is propagated as a source of systematic uncertainty to this measurement by varying the minimum bias

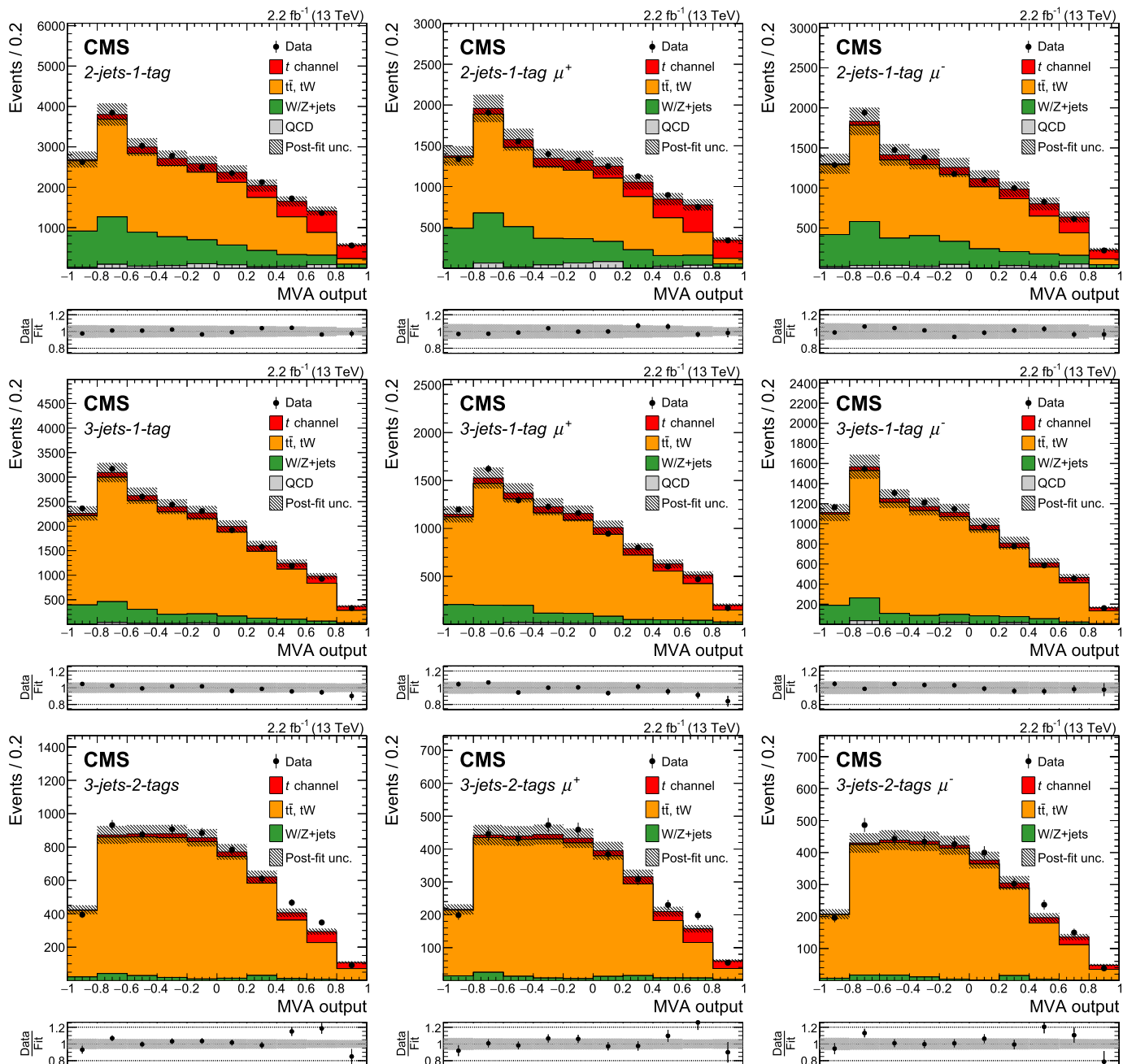


Fig. 3. Neural network distributions for all (left), positively (middle), and negatively (right) charged muons normalized to the yields obtained from the simultaneous fit in the 2-jets–1-tag (upper), 3-jets–1-tag (middle), and 3-jets–2-tags region (lower). The ratio between data and simulated distributions after the fit is shown at the bottom of each figure. The hatched areas indicate the post-fit uncertainties.

cross section by $\pm 5\%$. The effect on the result is found to be negligible and is therefore not considered further.

- **Luminosity:** The integrated luminosity is known with a relative uncertainty of $\pm 2.3\%$ [48].

Theoretical uncertainties

- **Signal modelling:** To estimate the influence of possible mis-modelling of the signal process, the default sample (MG5_amc@NLO) is compared to a sample generated with POWHEG, another NLO matrix-element generator. The effect of different PS models is estimated by comparing the default sample (MG5_amc@NLO interfaced with PYTHIA) with a sample

using a different PS description (MG5_amc@NLO interfaced to HERWIG++).

- **$b\bar{b}$ modelling:** For the estimation of the uncertainty due to possible mis-modelling of the $t\bar{t}$ background, the same procedure as for the signal modelling is applied. The default sample, generated with POWHEG, is compared to a sample generated with MG5_amc@NLO to estimate the impact of the choice of the matrix-element generator, and the two PS models implemented in PYTHIA and HERWIG++ [49] are compared to estimate the influence of the PS modelling.
- **W+jets modelling:** The impact of incorrectly modelled relative fractions of W boson production in association with heavy

Table 4
Relative impact of systematic uncertainties with respect to the observed cross sections as well as the top quark to top antiquark cross section ratio. Uncertainties are grouped and summed together with the method suggested in Ref. [45].

Uncertainty source	$\Delta\sigma_{t\text{-ch.},t+\bar{t}}/\sigma_{t\text{-ch.},t+\bar{t}}^{\text{obs}}$	$\Delta\sigma_{t\text{-ch.},t}/\sigma_{t\text{-ch.},t}^{\text{obs}}$	$\Delta\sigma_{t\text{-ch.},\bar{t}}/\sigma_{t\text{-ch.},\bar{t}}^{\text{obs}}$	$\Delta R_{t\text{-ch.}}/R_{t\text{-ch.}}$
Statistical uncert.	$\pm 5.5\%$	$\pm 5.3\%$	$\pm 11.5\%$	$\pm 9.7\%$
Profiled exp. uncert.	$\pm 5.2\%$	$\pm 5.7\%$	$\pm 4.9\%$	$\pm 3.3\%$
Total fit uncert.	$\pm 7.6\%$	$\pm 7.8\%$	$\pm 12.5\%$	$\pm 10.3\%$
Integrated luminosity	$\pm 2.3\%$	$\pm 2.3\%$	$\pm 2.3\%$	–
Signal modelling	$\pm 6.9\%$	$\pm 8.2\%$	$\pm 8.5\%$	$\pm 5.3\%$
$t\bar{t}$ modelling	$\pm 3.9\%$	$\pm 4.3\%$	$\pm 4.5\%$	$\pm 4.0\%$
W + jets modelling	$-1.8/+2.1\%$	$-1.6/+2.3\%$	$-2.5/+2.3\%$	$-1.7/+2.0\%$
μ_R/μ_F scale t -channel	$-4.6/+6.1\%$	$-5.7/+5.2\%$	$-7.2/+5.1\%$	$-0.7/+1.2\%$
μ_R/μ_F scale $t\bar{t}$	$-3.5/+2.9\%$	$-3.5/+4.1\%$	$-4.7/+3.1\%$	$-1.1/+1.0\%$
μ_R/μ_F scale tW	$-0.3/+0.5\%$	$-0.6/+0.8\%$	$-1.1/+0.7\%$	$-0.2/+0.1\%$
μ_R/μ_F scale W + jets	$-2.9/+3.7\%$	$-3.5/+3.0\%$	$-4.9/+3.8\%$	$-1.2/+0.9\%$
PDF uncert.	$-1.5/+1.9\%$	$-2.1/+1.6\%$	$-1.8/+2.1\%$	$-2.2/+2.5\%$
Top quark p_T modelling	$\pm 0.1\%$	$\pm 0.2\%$	$\pm 0.2\%$	$\pm 0.1\%$
Total theory uncert.	$-10.7/+11.1\%$	$-12.2/+12.1\%$	$-13.6/+12.9\%$	$\pm 7.5\%$
Total uncert.	$-13.4/+13.7\%$	$\pm 14.7\%$	$-18.7/+18.2\%$	$\pm 12.7\%$

Table 5
Relative impact of the experimental systematic uncertainties included in the fit with respect to the observed cross sections as well as the top quark to top antiquark cross section ratio. The impact due to the size of the samples of simulated events is estimated by comparing the central values obtained by applying or not applying the Barlow–Beeston method in the fit. All other estimates are obtained by fixing one uncertainty at a time and considering all others as nuisance parameters in the fit and comparing to the uncertainty obtained when treating all uncertainty sources as nuisance parameters. These numbers are for illustration only, the uncertainty quoted for the result is the total experimental uncertainty from the fit.

Uncertainty source	$\Delta\sigma_{t\text{-ch.},t+\bar{t}}/\sigma_{t\text{-ch.},t+\bar{t}}^{\text{obs}}$	$\Delta\sigma_{t\text{-ch.},t}/\sigma_{t\text{-ch.},t}^{\text{obs}}$	$\Delta\sigma_{t\text{-ch.},\bar{t}}/\sigma_{t\text{-ch.},\bar{t}}^{\text{obs}}$	$\Delta R_{t\text{-ch.}}/R_{t\text{-ch.}}$
MC samples size	$\pm 3.4\%$	$\pm 4.1\%$	$\pm 3.8\%$	$\pm 3.2\%$
JES	$\pm 4.1\%$	$\pm 4.7\%$	$\pm 3.5\%$	$\pm 2.1\%$
JER	$\pm 1.7\%$	$\pm 1.2\%$	$\pm 2.4\%$	$\pm 0.6\%$
b tagging efficiency	$\pm 1.9\%$	$\pm 2.0\%$	$\pm 1.8\%$	$\pm 1.4\%$
Mistag probability	$\pm 0.9\%$	$\pm 0.6\%$	$\pm 0.8\%$	$\pm 0.5\%$
Muon reco./trigger	$\pm 2.0\%$	$\pm 2.3\%$	$\pm 1.9\%$	$\pm 1.8\%$

flavour jets in the W+jets sample is estimated by varying the fractions of W+b and W+c events independently by $\pm 30\%$.

- **Modelling of the top quark p_T :** Differential measurements of the top quark p_T in $t\bar{t}$ events [50] have shown that a harder spectrum is predicted than observed. Therefore the results derived using the default simulation for $t\bar{t}$ are compared to the results using simulated $t\bar{t}$ events that are reweighted according to the observed difference between data and simulation in Ref. [50].
- **Renormalization and factorization scale uncertainty (μ_R/μ_F):** The uncertainties due to variations in the renormalization and factorization scales are studied for the signal process, tW , $t\bar{t}$, and W + jets by reweighting the distributions with different combinations of halved/doubled factorization and renormalization scales. The effect is estimated for each process separately.
- **PDF:** The uncertainty due to the choice of PDFs is estimated using reweighted histograms derived from all PDF sets of NNPDF 3.0 [16].

Different contributions to the uncertainty on cross sections are summarised in Table 4. Several of the experimental sources of uncertainty are treated as nuisance parameters in the fit which results in a single uncertainty of the fit including also the statistical contribution. By fixing all nuisance parameters the statistical uncertainty can be obtained, including the uncertainty due to the size of the samples of simulated events. The contribution due to the profiled experimental uncertainties is derived by subtracting the statistical term quadratically from the fit uncertainty. The breakdown of sources of uncertainty that are included in the fit, listed in Table 5, is for illustration only. The estimates of the profiled sys-

tematic uncertainties are obtained by comparing the uncertainty of the fit including all nuisance parameters with the uncertainty of the fit where one source of uncertainty is kept fixed while all others are included via nuisance parameters. The impact of the size of the samples of simulated events is estimated as described above.

7. Results

The cross section for the production of single top quarks and the top quark to top antiquark cross section ratio as a result of the fit are

$$\begin{aligned}\sigma_{t\text{-ch.},t} &= 154 \pm 8(\text{stat}) \pm 9(\text{exp}) \pm 19(\text{theo}) \pm 4(\text{lumi}) \text{ pb} \\ &= 154 \pm 22 \text{ pb},\end{aligned}$$

$$R_{t\text{-ch.}} = 1.81 \pm 0.18(\text{stat}) \pm 0.15(\text{syst}).$$

A comparison between the measured ratio and the prediction of different PDF sets is shown in Fig. 4. With future data, this observable is expected to be sensitive to different PDF descriptions. Using the $\sigma_{t\text{-ch.},t}$ and $R_{t\text{-ch.}}$ measurements, the cross section of the top antiquark production is computed as

$$\begin{aligned}\sigma_{t\text{-ch.},\bar{t}} &= 85 \pm 10(\text{stat}) \pm 4(\text{exp}) \pm 11(\text{theo}) \pm 2(\text{lumi}) \text{ pb} \\ &= 85 \pm 16 \text{ pb},\end{aligned}$$

where the uncertainties are evaluated using the correlation matrix of the simultaneous fit. This leads to the total cross section,

$$\begin{aligned}\sigma_{t\text{-ch.},t+\bar{t}} &= 238 \pm 13(\text{stat}) \pm 12(\text{exp}) \pm 26(\text{theo}) \pm 5(\text{lumi}) \text{ pb} \\ &= 238 \pm 32 \text{ pb}.\end{aligned}$$

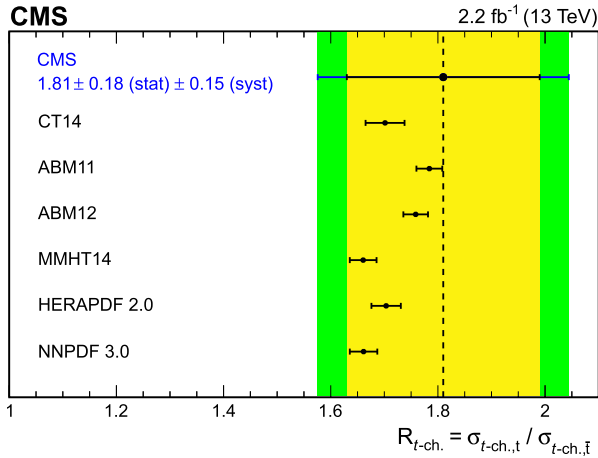


Fig. 4. Comparison of the measured $R_{t\text{-ch.}}$ (dotted line) with the prediction from different PDF sets: CT14 NLO [51], ABM11 NLO and ABM12 NNLO [52], MMHT14 NLO [53], HERAPDF2.0 NLO [54], NNPDF 3.0 NLO [55]. The PowHEG 4FS calculation is used. The nominal value for the top quark mass is 172.5 GeV. The error bars for the different PDF sets include the statistical uncertainty, the uncertainty due to the factorization and renormalization scales, derived varying both of them by a factor 0.5 and 2, and the uncertainty in the top quark mass, derived varying the top quark mass between 171.5 and 173.5 GeV. For the measurement, the inner and outer error bars correspond to the statistical and total uncertainties, respectively.

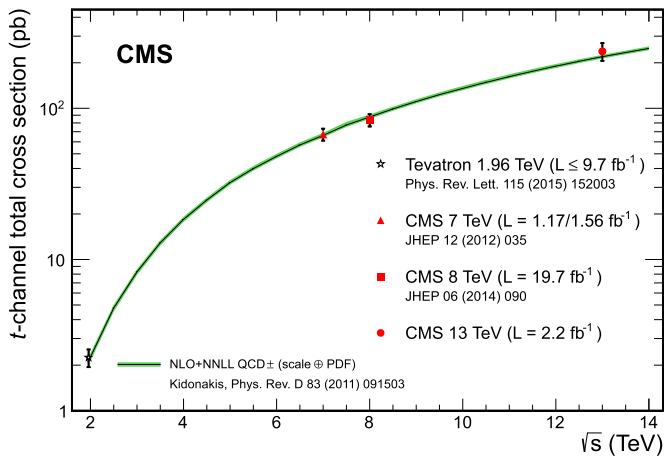


Fig. 5. The summary of the most precise CMS measurements [3,5] for the total t -channel single top quark cross section, in comparison with NLO+NNLL QCD calculations [22]. The combination of the Tevatron measurements [56] is also shown.

Fig. 5 shows the comparison of this measurement with the standard model (SM) expectation and measurements of the single top quark t -channel cross section at other centre-of-mass energies. The total cross section is used to determine the absolute value of the CKM matrix element $|V_{tb}|$, assuming that the other terms $|V_{td}|$ and $|V_{ts}|$ are much smaller than $|V_{tb}|$:

$$|f_{LV}V_{tb}| = \sqrt{\frac{\sigma_{t\text{-ch.,}t+\bar{t}}}{\sigma_{t\text{-ch.,}t+\bar{t}}^{\text{th}}}},$$

where $\sigma_{t\text{-ch.,}t+\bar{t}}^{\text{th}} = 217.0_{-4.6}^{+6.6}(\text{scale}) \pm 6.2(\text{PDF} + \alpha_s)$ pb [14–16] is the SM predicted value assuming $|V_{tb}| = 1$. The possible presence of an anomalous Wtb coupling is taken into account by the anomalous form factor f_{LV} [57], which is 1 for the SM and deviates from 1 for physics beyond the standard model (BSM):

$$|f_{LV}V_{tb}| = 1.05 \pm 0.07(\text{exp}) \pm 0.02(\text{theo}),$$

where the first uncertainty contains all uncertainties on the cross section measurement, and the second uncertainty is the uncertainty on the theoretical SM prediction.

8. Summary

A measurement of the cross section of the t -channel single top quark production is presented using events with one muon and jets in the final state. The cross section for the production of single top quarks and the ratio of the top quark to top antiquark production are measured together in a simultaneous fit where the results are used to evaluate the production cross section of single top antiquarks. The measured total cross section, which currently constitutes the most precise result at 13 TeV, is used to calculate the absolute value of the CKM matrix element $|V_{tb}|$. All results are in agreement with recent theoretical standard model predictions.

Acknowledgements

We congratulate our colleagues in the CERN accelerator departments for the excellent performance of the LHC and thank the technical and administrative staffs at CERN and at other CMS institutes for their contributions to the success of the CMS effort. In addition, we gratefully acknowledge the computing centres and personnel of the Worldwide LHC Computing Grid for delivering so effectively the computing infrastructure essential to our analyses. Finally, we acknowledge the enduring support for the construction and operation of the LHC and the CMS detector provided by the following funding agencies: BMFWF and FWF (Austria); FNRS and FWO (Belgium); CNPq, CAPES, FAPERJ, and FAPESP (Brazil); MES (Bulgaria); CERN; CAS, MoST, and NSFC (China); COLCIENCIAS (Colombia); MSES and CSF (Croatia); RPF (Cyprus); MoER, ERC IUT and ERDF (Estonia); Academy of Finland, MEC, and HIP (Finland); CEA and CNRS/IN2P3 (France); BMBF, DFG, and HGF (Germany); GSRT (Greece); OTKA and NIH (Hungary); DAE and DST (India); IPM (Iran); SFI (Ireland); INFN (Italy); MSIP and NRF (Republic of Korea); LAS (Lithuania); MOE and UM (Malaysia); CINVESTAV, CONACYT, SEP, and UASLP-FAI (Mexico); MBIE (New Zealand); PAEC (Pakistan); MSHE and NSC (Poland); FCT (Portugal); JINR (Dubna); MON, RosAtom, RAS and RFBR (Russia); MESTD (Serbia); SEIDI and CPAN (Spain); Swiss Funding Agencies (Switzerland); MST (Taipei); ThEPCenter, IPST, STAR and NSTDA (Thailand); TUBITAK and TAEK (Turkey); NASU and SFFR (Ukraine); STFC (United Kingdom); DOE and NSF (USA).

Individuals have received support from the Marie-Curie programme and the European Research Council and EPLANET (European Union); the Leventis Foundation; the A.P. Sloan Foundation; the Alexander von Humboldt Foundation; the Belgian Federal Science Policy Office; the Fonds pour la Formation à la Recherche dans l'Industrie et dans l'Agriculture (FRIA-Belgium); the Agentschap voor Innovatie door Wetenschap en Technologie (IWT-Belgium); the Ministry of Education, Youth and Sports (MEYS) of the Czech Republic; the Council of Science and Industrial Research, India; the HOMING PLUS programme of the Foundation for Polish Science, cofinanced from European Union, Regional Development Fund; the Mobility Plus programme of the Ministry of Science and Higher Education (Poland); the OPUS programme of the National Science Center (Poland); the Compagnia di San Paolo (Torino); MIUR project 2010T4XTM (Italy); the Thalís and Aristeia programmes cofinanced by EU-ESF and the Greek NSRF; the National Priorities Research Program by Qatar National Research Fund; the Rachadapisek Sompot Fund for Postdoctoral Fellowship, Chulalongkorn University (Thailand); the Chulalongkorn Academic into Its 2nd Century Project Advancement Project (Thailand); and the Welch Foundation, contract C-1845.

References

- [1] V.M. Abazov, et al., D0 Collaboration, Observation of single top-quark production, Phys. Rev. Lett. 103 (2009) 092001, <http://dx.doi.org/10.1103/PhysRevLett.103.092001>, arXiv:0903.0850.
- [2] T. Aaltonen, et al., CDF Collaboration, First observation of electroweak single top quark production, Phys. Rev. Lett. 103 (2009) 092002, <http://dx.doi.org/10.1103/PhysRevLett.103.092002>, arXiv:0903.0885.
- [3] CMS Collaboration, Measurement of the single-top-quark t -channel cross section in pp collisions at $\sqrt{s} = 7$ TeV, J. High Energy Phys. 12 (2012) 035, [http://dx.doi.org/10.1007/JHEP12\(2012\)035](http://dx.doi.org/10.1007/JHEP12(2012)035), arXiv:1209.4533.
- [4] ATLAS Collaboration, Measurement of the t -channel single top-quark production cross section in pp collisions at $\sqrt{s} = 7$ TeV with the ATLAS detector, Phys. Lett. B 717 (2012) 330, <http://dx.doi.org/10.1016/j.physletb.2012.09.031>, arXiv:1205.3130.
- [5] CMS Collaboration, Measurement of the t -channel single-top-quark production cross section and of the $|V_{tb}|$ CKM matrix element in pp collisions at $\sqrt{s} = 8$ TeV, J. High Energy Phys. 06 (2014) 090, [http://dx.doi.org/10.1007/JHEP06\(2014\)090](http://dx.doi.org/10.1007/JHEP06(2014)090), arXiv:1403.7366.
- [6] CMS Collaboration, Observation of the associated production of a single top quark and a W boson in pp collisions at $\sqrt{s} = 8$ TeV, Phys. Rev. Lett. 112 (2014) 231802, <http://dx.doi.org/10.1103/PhysRevLett.112.231802>, arXiv:1401.2942.
- [7] L. Evans, P. Bryant, LHC machine, J. Instrum. 3 (2008) S08001, <http://dx.doi.org/10.1088/1748-0221/3/08/S08001>.
- [8] N. Kidonakis, Differential and total cross sections for top pair and single top production, 2012, <http://dx.doi.org/10.3204/DESY-PROC-2012-02/251>, arXiv:1205.3453.
- [9] CMS Collaboration, Measurement of top quark polarisation in t -channel single top quark production, J. High Energy Phys. 04 (2016) 073, [http://dx.doi.org/10.1007/JHEP04\(2016\)073](http://dx.doi.org/10.1007/JHEP04(2016)073), arXiv:1511.02138.
- [10] CMS Collaboration, Measurement of the W boson helicity in events with a single reconstructed top quark in pp collisions at $\sqrt{s} = 8$ TeV, J. High Energy Phys. 10 (2015) 053, [http://dx.doi.org/10.1007/JHEP10\(2015\)053](http://dx.doi.org/10.1007/JHEP10(2015)053), arXiv:1410.1154.
- [11] J. Campbell, R. Frederix, F. Maltoni, F. Tramontano, NLO predictions for t -channel production of single top and fourth generation quarks at hadron colliders, J. High Energy Phys. 10 (2009) 042, <http://dx.doi.org/10.1088/1126-6708/2009/10/042>, arXiv:0907.3933.
- [12] F. Maltoni, G. Ridolfi, M. Ubiali, b-initiated processes at the LHC: a reappraisal, J. High Energy Phys. 04 (2012) 022, [http://dx.doi.org/10.1007/JHEP07\(2012\)022](http://dx.doi.org/10.1007/JHEP07(2012)022), arXiv:1203.6393.
- [13] R. Frederix, E. Re, P. Torrielli, Single-top t -channel hadroproduction in the four-flavour scheme with POWHEG and aMC@NLO, J. High Energy Phys. 09 (2012) 130, [http://dx.doi.org/10.1007/JHEP09\(2012\)130](http://dx.doi.org/10.1007/JHEP09(2012)130), arXiv:1207.5391.
- [14] M. Aliev, H. Lacker, U. Langenfeld, S. Moch, P. Uwer, M. Wiedermann, HATHOR: HAdronic Top and Heavy quarks cross section calculator, Comput. Phys. Commun. 182 (2011) 1034, <http://dx.doi.org/10.1016/j.cpc.2010.12.040>, arXiv:1007.1327.
- [15] P. Kant, O.M. Kind, T. Kintscher, T. Lohse, T. Martini, S. Mölbitz, P. Rieck, P. Uwer, HATHOR for single top-quark production: updated predictions and uncertainty estimates for single top-quark production in hadronic collisions, Comput. Phys. Commun. 191 (2015) 74, <http://dx.doi.org/10.1016/j.cpc.2015.02.001>, arXiv:1406.4403.
- [16] M. Botje, J. Butterworth, A. Cooper-Sarkar, A. de Roeck, J. Feltesse, S. Forte, A. Glazov, J. Huston, R. McNulty, T. Sjöstrand, R.S. Thorne, The PDF4LHC Working Group interim recommendations, arXiv:1101.0538, 2011.
- [17] A.D. Martin, W.J. Stirling, R.S. Thorne, G. Watt, Parton distributions for the LHC, Eur. Phys. J. C 63 (2009) 189, <http://dx.doi.org/10.1140/epjc/s10052-009-1072-5>, arXiv:0901.0002.
- [18] A.D. Martin, W.J. Stirling, R.S. Thorne, G. Watt, Uncertainties on α_s in global PDF analyses and implications for predicted hadronic cross sections, Eur. Phys. J. C 64 (2009) 653, <http://dx.doi.org/10.1140/epjc/s10052-009-1164-2>, arXiv:0905.3531.
- [19] H.-L. Lai, M. Guzzi, J. Huston, Z. Li, P.M. Nadolsky, J. Pumplin, C.-P. Yuan, New parton distributions for collider physics, Phys. Rev. D 82 (2010) 074024, <http://dx.doi.org/10.1103/PhysRevD.82.074024>, arXiv:1007.2241.
- [20] R.D. Ball, V. Bertone, S. Carrazza, C.S. Deans, L. Del Debbio, S. Forte, A. Guffanti, N.P. Hartland, J.J. Latorre, J. Rojo, M. Ubiali, NNPDF Collaboration, Parton distributions with LHC data, Nucl. Phys. B 867 (2013) 244, <http://dx.doi.org/10.1016/j.nuclphysb.2012.10.003>, arXiv:1207.1303.
- [21] M. Brucherseifer, F. Caola, K. Melnikov, On the NNLO QCD corrections to single-top production at the LHC, Phys. Lett. B 736 (2014) 58, <http://dx.doi.org/10.1016/j.physletb.2014.06.075>, arXiv:1404.7116.
- [22] N. Kidonakis, Next-to-next-to-leading-order collinear and soft gluon corrections for t -channel single top quark production, Phys. Rev. D 83 (2011) 091503, <http://dx.doi.org/10.1103/PhysRevD.83.091503>, arXiv:1103.2792.
- [23] CMS Collaboration, The CMS experiment at the CERN LHC, J. Instrum. 3 (2008) S08004, <http://dx.doi.org/10.1088/1748-0221/3/08/S08004>.
- [24] CMS Collaboration, Performance of CMS muon reconstruction in pp collision events at $\sqrt{s} = 7$ TeV, J. Instrum. 7 (2012) P10002, <http://dx.doi.org/10.1088/1748-0221/7/10/P10002>, arXiv:1206.4071.
- [25] J. Alwall, R. Frederix, S. Frixione, V. Hirschi, F. Maltoni, O. Mattelaer, H.-S. Shao, T. Stelzer, P. Torrielli, M. Zaro, The automated computation of tree-level and next-to-leading order differential cross sections, and their matching to parton shower simulations, J. High Energy Phys. 07 (2014) 079, [http://dx.doi.org/10.1007/JHEP07\(2014\)079](http://dx.doi.org/10.1007/JHEP07(2014)079), arXiv:1405.0301.
- [26] E. Re, Single-top Wt -channel production matched with parton showers using the POWHEG method, Eur. Phys. J. C 71 (2011) 1547, <http://dx.doi.org/10.1140/epjc/s10052-011-1547-z>, arXiv:1009.2450.
- [27] S. Alioli, P. Nason, C. Oleari, E. Re, A general framework for implementing NLO calculations in shower Monte Carlo programs: the POWHEG BOX, J. High Energy Phys. 06 (2010) 043, [http://dx.doi.org/10.1007/JHEP06\(2010\)043](http://dx.doi.org/10.1007/JHEP06(2010)043), arXiv:1002.2581.
- [28] S. Alioli, P. Nason, C. Oleari, E. Re, NLO single-top production matched with shower in POWHEG: s - and t -channel contributions, J. High Energy Phys. 09 (2009) 111, <http://dx.doi.org/10.1088/1126-6708/2009/09/111>, arXiv:0907.4076.
- [29] S. Frixione, P. Nason, C. Oleari, Matching NLO QCD computations with Parton Shower simulations: the POWHEG method, J. High Energy Phys. 11 (2007) 070, <http://dx.doi.org/10.1088/1126-6708/2007/11/070>, arXiv:0709.2092.
- [30] T. Sjöstrand, S. Mrenna, P. Skands, PYTHIA 6.4 physics and manual, J. High Energy Phys. 05 (2006) 026, <http://dx.doi.org/10.1088/1126-6708/2006/05/026>, arXiv:hep-ph/0603175.
- [31] P. Skands, S. Carrazza, J. Rojo, Tuning PYTHIA 8.1: the Monash 2013 Tune, Eur. Phys. J. C 74 (2014) 3024, <http://dx.doi.org/10.1140/epjc/s10052-014-3024-y>, arXiv:1404.5630.
- [32] R. Frederix, S. Frixione, Merging meets matching in MC@NLO, J. High Energy Phys. 12 (2012) 061, [http://dx.doi.org/10.1007/JHEP12\(2012\)061](http://dx.doi.org/10.1007/JHEP12(2012)061), arXiv:1209.6215.
- [33] R.D. Ball, V. Bertone, S. Carrazza, C.S. Deans, L. Del Debbio, S. Forte, A. Guffanti, N.P. Hartland, J.J. Latorre, J. Rojo, M. Ubiali, NNPDF Collaboration, Parton distributions for the LHC Run II, J. High Energy Phys. 04 (2015) 040, [http://dx.doi.org/10.1007/JHEP04\(2015\)040](http://dx.doi.org/10.1007/JHEP04(2015)040), arXiv:1410.8849.
- [34] J. Allison, et al., GEANT4 developments and applications, IEEE Trans. Nucl. Sci. 53 (2006) 270, <http://dx.doi.org/10.1109/TNS.2006.869826>.
- [35] CMS Collaboration, Particle-flow event reconstruction in CMS and performance for jets, taus, and \cancel{E}_T , CMS Physics Analysis Summary CMS-PAS-PFT-09-001, 2009, <http://cdsweb.cern.ch/record/1194487>.
- [36] CMS Collaboration, Commissioning of the particle-flow event with the first LHC collisions recorded in the CMS detector, CMS Physics Analysis Summary CMS-PAS-PFT-10-001, 2010, <http://cdsweb.cern.ch/record/1247373>.
- [37] M. Cacciari, G.P. Salam, G. Soyez, The anti- k_t jet clustering algorithm, J. High Energy Phys. 04 (2008) 063, <http://dx.doi.org/10.1088/1126-6708/2008/04/063>, arXiv:0802.1189.
- [38] M. Cacciari, G.P. Salam, Pileup subtraction using jet areas, Phys. Lett. B 659 (2008) 119, <http://dx.doi.org/10.1016/j.physletb.2007.09.077>, arXiv:0707.1378.
- [39] CMS Collaboration, Identification of b-quark jets with the CMS experiment, J. Instrum. 8 (2013) P04013, <http://dx.doi.org/10.1088/1748-0221/8/04/P04013>, arXiv:1211.4462.
- [40] CMS Collaboration, Identification of b quark jets at the CMS Experiment in the LHC Run 2, CMS Physics Analysis Summary CMS-PAS-BTV-15-001, CERN, 2015, <http://cds.cern.ch/record/2138504>.
- [41] Particle Data Group, K.A. Olive, et al., Review of particle physics, Chin. Phys. C 38 (2014) 090001, <http://dx.doi.org/10.1088/1674-1137/38/9/090001>.
- [42] M. Feindt, U. Kerzel, The NeuroBayes neural network package, Nucl. Instrum. Methods, Sect. A 559 (2006) 190, <http://dx.doi.org/10.1016/j.nima.2005.11.166>.
- [43] H. Voss, A. Höcker, J. Stelzer, F. Tegenfeldt, TMVA, the toolkit for multivariate data analysis with ROOT, 2007, http://pos.sissa.it/archive/conferences/050/040/ACAT_040.pdf, arXiv:physics/0703039.
- [44] R. Barlow, C. Beeston, Fitting using finite Monte Carlo samples, Comput. Phys. Commun. 77 (1993) 219, [http://dx.doi.org/10.1016/0010-4655\(93\)90005-W](http://dx.doi.org/10.1016/0010-4655(93)90005-W).
- [45] R. Barlow, Asymmetric systematic errors, arXiv:physics/0306138, 2003.
- [46] CMS Collaboration, Determination of jet energy calibration and transverse momentum loss in CMS, J. Instrum. 6 (2011) P11002, <http://dx.doi.org/10.1088/1748-0221/6/11/P11002>, arXiv:1107.4277.
- [47] CMS Collaboration, Measurements of inclusive W and Z cross sections in pp collisions at $\sqrt{s} = 7$ TeV, J. High Energy Phys. 01 (2011) 080, [http://dx.doi.org/10.1007/JHEP01\(2011\)080](http://dx.doi.org/10.1007/JHEP01(2011)080), arXiv:1012.2466.
- [48] CMS Collaboration, CMS luminosity measurement for the 2015 data-taking period, CMS Physics Analysis Summary CMS-PAS-LUM-15-001, 2017, <https://cds.cern.ch/record/2138682>.
- [49] M. Bähr, S. Gieseke, M.A. Gigg, D. Grellscheid, K. Hamilton, O. Latunde-Dada, S. Plätzer, P. Richardson, M.H. Seymour, A. Sherstnev, B.R. Webber, Herwig++ physics and manual, Eur. Phys. J. C 58 (2008) 639, <http://dx.doi.org/10.1140/epjc/s10052-008-0798-9>, arXiv:0803.0883.
- [50] CMS Collaboration, Measurement of the differential cross section for top quark pair production in pp collisions at $\sqrt{s} = 8$ TeV, Eur. Phys. J. C 75 (2015) 542, <http://dx.doi.org/10.1140/epjc/s10052-015-3709-x>, arXiv:1505.04480.
- [51] S. Dulat, T.-J. Hou, J. Gao, M. Guzzi, J. Huston, P. Nadolsky, J. Pumplin, C. Schmidt, D. Stump, C.P. Yuan, New parton distribution functions from a global analysis of quantum chromodynamics, Phys. Rev. D 93 (2016) 033006, <http://dx.doi.org/10.1103/PhysRevD.93.033006>, arXiv:1506.07443.

- [52] S. Alekhin, J. Blumlein, S. Moch, The ABM parton distributions tuned to LHC data, Phys. Rev. D 89 (2014) 054028, <http://dx.doi.org/10.1103/PhysRevD.89.054028>, arXiv:1310.3059.
- [53] L.A. Harland-Lang, A.D. Martin, P. Motylinski, R.S. Thorne, Parton distributions in the LHC era: MMHT 2014 PDFs, Eur. Phys. J. C 75 (2015) 204, <http://dx.doi.org/10.1140/epjc/s10052-015-3397-6>, arXiv:1412.3989.
- [54] H1 and ZEUS Collaborations, Combined measurement and QCD analysis of the inclusive e^+p scattering cross sections at HERA, J. High Energy Phys. 01 (2010) 109, [http://dx.doi.org/10.1007/JHEP01\(2010\)109](http://dx.doi.org/10.1007/JHEP01(2010)109), arXiv:0911.0884 [hep-ph].
- [55] R.D. Ball, V. Bertone, F. Cerutti, L. Del Debbio, S. Forte, A. Guffanti, N.P. Hartland, J.I. Latorre, J. Rojo, M. Ubiali, Reweighting and unweighting of parton distributions and the LHC W lepton asymmetry data, Nucl. Phys. B 855 (2012) 608, <http://dx.doi.org/10.1016/j.nuclphysb.2011.10.018>, arXiv:1108.1758.
- [56] CDF and D0 Collaborations, Tevatron combination of single-top-quark cross sections and determination of the magnitude of the Cabibbo–Kobayashi–Maskawa matrix element V_{tb} , Phys. Rev. Lett. 115 (2015) 152003, <http://dx.doi.org/10.1103/PhysRevLett.115.152003>, arXiv:1503.05027.
- [57] J.A. Aguilar-Saavedra, A minimal set of top anomalous couplings, Nucl. Phys. B 812 (2009) 181, <http://dx.doi.org/10.1016/j.nuclphysb.2008.12.012>, arXiv:0811.3842.

The CMS Collaboration

A.M. Sirunyan, A. Tumasyan

Yerevan Physics Institute, Yerevan, Armenia

W. Adam, E. Asilar, T. Bergauer, J. Brandstetter, E. Brondolin, M. Dragicevic, J. Erö, M. Flechl, M. Friedl, R. Frühwirth¹, V.M. Ghete, C. Hartl, N. Hörmann, J. Hrubec, M. Jeitler¹, A. König, I. Krätschmer, D. Liko, T. Matsushita, I. Mikulec, D. Rabady, N. Rad, B. Rahbaran, H. Rohringer, J. Schieck¹, J. Strauss, W. Waltenberger, C.-E. Wulz¹

Institut für Hochenergiephysik, Wien, Austria

O. Dvornikov, V. Makarenko, V. Zykunov

Institute for Nuclear Problems, Minsk, Belarus

V. Mossolov, N. Shumeiko, J. Suarez Gonzalez

National Centre for Particle and High Energy Physics, Minsk, Belarus

S. Alderweireldt, E.A. De Wolf, X. Janssen, J. Lauwers, M. Van De Klundert, H. Van Haevermaet, P. Van Mechelen, N. Van Remortel, A. Van Spilbeeck

Universiteit Antwerpen, Antwerpen, Belgium

S. Abu Zeid, F. Blekman, J. D'Hondt, N. Daci, I. De Bruyn, K. Deroover, S. Lowette, S. Moortgat, L. Moreels, A. Olbrechts, Q. Python, S. Tavernier, W. Van Doninck, P. Van Mulders, I. Van Parijs

Vrije Universiteit Brussel, Brussel, Belgium

H. Brun, B. Clerbaux, G. De Lentdecker, H. Delannoy, G. Fasanella, L. Favart, R. Goldouzian, A. Grebenyuk, G. Karapostoli, T. Lenzi, A. Léonard, J. Luetic, T. Maerschalk, A. Marinov, A. Randle-conde, T. Seva, C. Vander Velde, P. Vanlaer, D. Vannerom, R. Yonamine, F. Zenoni, F. Zhang²

Université Libre de Bruxelles, Bruxelles, Belgium

A. Cimmino, T. Cornelis, D. Dobur, A. Fagot, G. Garcia, M. Gul, I. Khvastunov, D. Poyraz, S. Salva, R. Schöfbeck, M. Tytgat, W. Van Driessche, E. Yazgan, N. Zaganidis

Ghent University, Ghent, Belgium

H. Bakhshiansohi, C. Beluffi³, O. Bondu, S. Brochet, G. Bruno, A. Caudron, S. De Visscher, C. Delaere, M. Delcourt, B. Francois, A. Giammanco, A. Jafari, P. Jez, M. Komm, G. Krintiras, V. Lemaitre, A. Magitteri, A. Mertens, M. Musich, C. Nuttens, K. Piotrkowski, L. Quertenmont, M. Selvaggi, M. Vidal Marono, S. Wertz

Université Catholique de Louvain, Louvain-la-Neuve, Belgium

N. Belyi

Université de Mons, Mons, Belgium

W.L. Aldá Júnior, F.L. Alves, G.A. Alves, L. Brito, C. Hensel, A. Moraes, M.E. Pol, P. Rebello Teles

Centro Brasileiro de Pesquisas Físicas, Rio de Janeiro, Brazil

E. Belchior Batista Das Chagas, W. Carvalho, J. Chinellato⁴, A. Custódio, E.M. Da Costa, G.G. Da Silveira⁵, D. De Jesus Damiao, C. De Oliveira Martins, S. Fonseca De Souza, L.M. Huertas Guativa, H. Malbouisson, D. Matos Figueiredo, C. Mora Herrera, L. Mundim, H. Nogima, W.L. Prado Da Silva, A. Santoro, A. Sznajder, E.J. Tonelli Manganote⁴, A. Vilela Pereira

Universidade do Estado do Rio de Janeiro, Rio de Janeiro, Brazil

S. Ahuja^a, C.A. Bernardes^a, S. Dogra^a, T.R. Fernandez Perez Tomei^a, E.M. Gregores^b, P.G. Mercadante^b, C.S. Moon^a, S.F. Novaes^a, Sandra S. Padula^a, D. Romero Abad^b, J.C. Ruiz Vargas^a

^a *Universidade Estadual Paulista, São Paulo, Brazil*

^b *Universidade Federal do ABC, São Paulo, Brazil*

A. Aleksandrov, R. Hadjiiska, P. Iaydjiev, M. Rodozov, S. Stoykova, G. Sultanov, M. Vutova

Institute for Nuclear Research and Nuclear Energy, Sofia, Bulgaria

A. Dimitrov, I. Glushkov, L. Litov, B. Pavlov, P. Petkov

University of Sofia, Sofia, Bulgaria

W. Fang⁶

Beihang University, Beijing, China

M. Ahmad, J.G. Bian, G.M. Chen, H.S. Chen, M. Chen, Y. Chen⁷, T. Cheng, C.H. Jiang, D. Leggat, Z. Liu, F. Romeo, S.M. Shaheen, A. Spiezia, J. Tao, C. Wang, Z. Wang, H. Zhang, J. Zhao

Institute of High Energy Physics, Beijing, China

Y. Ban, G. Chen, Q. Li, S. Liu, Y. Mao, S.J. Qian, D. Wang, Z. Xu

State Key Laboratory of Nuclear Physics and Technology, Peking University, Beijing, China

C. Avila, A. Cabrera, L.F. Chaparro Sierra, C. Florez, J.P. Gomez, C.F. González Hernández, J.D. Ruiz Alvarez, J.C. Sanabria

Universidad de Los Andes, Bogota, Colombia

N. Godinovic, D. Lelas, I. Puljak, P.M. Ribeiro Cipriano, T. Sculac

University of Split, Faculty of Electrical Engineering, Mechanical Engineering and Naval Architecture, Split, Croatia

Z. Antunovic, M. Kovac

University of Split, Faculty of Science, Split, Croatia

V. Brigljevic, D. Ferencek, K. Kadija, B. Mesic, S. Micanovic, L. Sudic, T. Susa

Institute Rudjer Boskovic, Zagreb, Croatia

A. Attikis, G. Mavromanolakis, J. Mousa, C. Nicolaou, F. Ptochos, P.A. Razis, H. Rykaczewski, D. Tsiakkouri

University of Cyprus, Nicosia, Cyprus

M. Finger⁸, M. Finger Jr.⁸

Charles University, Prague, Czech Republic

E. Carrera Jarrin

Universidad San Francisco de Quito, Quito, Ecuador

E. El-khateeb⁹, S. Elgammal¹⁰, A. Mohamed¹¹

Academy of Scientific Research and Technology of the Arab Republic of Egypt, Egyptian Network of High Energy Physics, Cairo, Egypt

M. Kadastik, L. Perrini, M. Raidal, A. Tiko, C. Veelken

National Institute of Chemical Physics and Biophysics, Tallinn, Estonia

P. Eerola, J. Pekkanen, M. Voutilainen

Department of Physics, University of Helsinki, Helsinki, Finland

J. Härkönen, T. Järvinen, V. Karimäki, R. Kinnunen, T. Lampén, K. Lassila-Perini, S. Lehti, T. Lindén, P. Luukka, J. Tuominiemi, E. Tuovinen, L. Wendland

Helsinki Institute of Physics, Helsinki, Finland

J. Talvitie, T. Tuuva

Lappeenranta University of Technology, Lappeenranta, Finland

M. Besancon, F. Couderc, M. Dejardin, D. Denegri, B. Fabbro, J.L. Faure, C. Favaro, F. Ferri, S. Ganjour, S. Ghosh, A. Givernaud, P. Gras, G. Hamel de Monchenault, P. Jarry, I. Kucher, E. Locci, M. Machet, J. Malcles, J. Rander, A. Rosowsky, M. Titov, A. Zghiche

IRFU, CEA, Université Paris-Saclay, Gif-sur-Yvette, France

A. Abdulsalam, I. Antropov, S. Baffioni, F. Beaudette, P. Busson, L. Cadamuro, E. Chapon, C. Charlot, O. Davignon, R. Granier de Cassagnac, M. Jo, S. Lisniak, P. Miné, M. Nguyen, C. Ochando, G. Ortona, P. Paganini, P. Pigard, S. Regnard, R. Salerno, Y. Sirois, T. Strebler, Y. Yilmaz, A. Zabi

Laboratoire Leprince-Ringuet, Ecole Polytechnique, IN2P3-CNRS, Palaiseau, France

J.-L. Agram¹², J. Andrea, A. Aubin, D. Bloch, J.-M. Brom, M. Buttignol, E.C. Chabert, N. Chanon, C. Collard, E. Conte¹², X. Coubez, J.-C. Fontaine¹², D. Gelé, U. Goerlach, A.-C. Le Bihan, K. Skovpen, P. Van Hove

Institut Pluridisciplinaire Hubert Curien, Université de Strasbourg, Université de Haute Alsace Mulhouse, CNRS/IN2P3, Strasbourg, France

S. Gadrat

Centre de Calcul de l'Institut National de Physique Nucléaire et de Physique des Particules, CNRS/IN2P3, Villeurbanne, France

S. Beauceron, C. Bernet, G. Boudoul, C.A. Carrillo Montoya, R. Chierici, D. Contardo, B. Courbon, P. Depasse, H. El Mamouni, J. Fan, J. Fay, S. Gascon, M. Gouzevitch, G. Grenier, B. Ille, F. Lagarde, I.B. Laktineh, M. Lethuillier, L. Mirabito, A.L. Pequegnot, S. Perries, A. Popov¹³, D. Sabes, V. Sordini, M. Vander Donckt, P. Verdier, S. Viret

Université de Lyon, Université Claude Bernard Lyon 1, CNRS-IN2P3, Institut de Physique Nucléaire de Lyon, Villeurbanne, France

T. Toriashvili¹⁴

Georgian Technical University, Tbilisi, Georgia

Z. Tsamalaidze⁸

Tbilisi State University, Tbilisi, Georgia

C. Autermann, S. Beranek, L. Feld, A. Heister, M.K. Kiesel, K. Klein, M. Lipinski, A. Ostapchuk, M. Preuten, F. Raupach, S. Schael, C. Schomakers, J. Schulz, T. Verlage, H. Weber, V. Zhukov¹³

RWTH Aachen University, I. Physikalisches Institut, Aachen, Germany

A. Albert, M. Brodski, E. Dietz-Laursonn, D. Duchardt, M. Endres, M. Erdmann, S. Erdweg, T. Esch, R. Fischer, A. Güth, M. Hamer, T. Hebbeker, C. Heidemann, K. Hoepfner, S. Knutzen, M. Merschmeyer,

A. Meyer, P. Millet, S. Mukherjee, M. Olschewski, K. Padeken, T. Pook, M. Radziej, H. Reithler, M. Rieger, F. Scheuch, L. Sonnenschein, D. Teyssier, S. Thüer

RWTH Aachen University, III. Physikalisches Institut A, Aachen, Germany

V. Cherepanov, G. Flügge, B. Kargoll, T. Kress, A. Künsken, J. Lingemann, T. Müller, A. Nehr Korn, A. Nowack, C. Pistone, O. Pooth, A. Stahl¹⁵

RWTH Aachen University, III. Physikalisches Institut B, Aachen, Germany

M. Aldaya Martin, T. Arndt, C. Asawatrangkuldee, K. Beernaert, O. Behnke, U. Behrens, A.A. Bin Anuar, K. Borras¹⁶, A. Campbell, P. Connor, C. Contreras-Campana, F. Costanza, C. Diez Pardos, G. Dolinska, G. Eckerlin, D. Eckstein, T. Eichhorn, E. Eren, E. Gallo¹⁷, J. Garay Garcia, A. Geiser, A. Gizhko, J.M. Grados Luyando, P. Gunnellini, A. Harb, J. Hauk, M. Hempel¹⁸, H. Jung, A. Kalogeropoulos, O. Karacheban¹⁸, M. Kasemann, J. Keaveney, C. Kleinwort, I. Korol, D. Krücker, W. Lange, A. Lelek, J. Leonard, K. Lipka, A. Lobanov, W. Lohmann¹⁸, R. Mankel, I.-A. Melzer-Pellmann, A.B. Meyer, G. Mittag, J. Mnich, A. Mussgiller, E. Ntomari, D. Pitzl, R. Placakyte, A. Raspereza, B. Roland, M.Ö. Sahin, P. Saxena, T. Schoerner-Sadenius, C. Seitz, S. Spannagel, N. Stefaniuk, G.P. Van Onsem, R. Walsh, C. Wissing

Deutsches Elektronen-Synchrotron, Hamburg, Germany

V. Blobel, M. Centis Vignali, A.R. Draeger, T. Dreyer, E. Garutti, D. Gonzalez, J. Haller, M. Hoffmann, A. Junkes, R. Klanner, R. Kogler, N. Kovalchuk, T. Lapsien, T. Lenz, I. Marchesini, D. Marconi, M. Meyer, M. Niedziela, D. Nowatschin, F. Pantaleo¹⁵, T. Peiffer, A. Perieanu, J. Poehlsen, C. Sander, C. Scharf, P. Schleper, A. Schmidt, S. Schumann, J. Schwandt, H. Stadie, G. Steinbrück, F.M. Stober, M. Stöver, H. Tholen, D. Troendle, E. Usai, L. Vanelderden, A. Vanhoefer, B. Vormwald

University of Hamburg, Hamburg, Germany

M. Akbiyik, C. Barth, S. Baur, C. Baus, J. Berger, E. Butz, R. Caspart, T. Chwalek, F. Colombo, W. De Boer, A. Dierlamm, N. Faltermann, S. Fink, B. Freund, R. Friese, M. Giffels, A. Gilbert, P. Goldenzweig, D. Haitz, F. Hartmann¹⁵, S.M. Heindl, U. Husemann, I. Katkov¹³, S. Kudella, H. Mildner, M.U. Mozer, Th. Müller, M. Plagge, G. Quast, K. Rabbertz, S. Röcker, F. Roscher, M. Schröder, I. Shvetsov, G. Sieber, H.J. Simonis, R. Ulrich, S. Wayand, M. Weber, T. Weiler, S. Williamson, C. Wöhrmann, R. Wolf

Institut für Experimentelle Kernphysik, Karlsruhe, Germany

G. Anagnostou, G. Daskalakis, T. Gerasis, V.A. Giakoumopoulou, A. Kyriakis, D. Loukas, I. Topsis-Giotis

Institute of Nuclear and Particle Physics (INPP), NCSR Demokritos, Aghia Paraskevi, Greece

S. Kesisoglou, A. Panagiotou, N. Saoulidou, E. Tziaferi

National and Kapodistrian University of Athens, Athens, Greece

I. Evangelou, G. Flouris, C. Foudas, P. Kokkas, N. Loukas, N. Manthos, I. Papadopoulos, E. Paradas

University of Ioánnina, Ioánnina, Greece

N. Filipovic

MTA-ELTE Lendület CMS Particle and Nuclear Physics Group, Eötvös Loránd University, Budapest, Hungary

G. Bencze, C. Hajdu, D. Horvath¹⁹, F. Sikler, V. Veszpremi, G. Vesztergombi²⁰, A.J. Zsigmond

Wigner Research Centre for Physics, Budapest, Hungary

N. Beni, S. Czellar, J. Karancsi²¹, A. Makovec, J. Molnar, Z. Szillasi

Institute of Nuclear Research ATOMKI, Debrecen, Hungary

M. Bartók²⁰, P. Raics, Z.L. Trocsanyi, B. Ujvari

University of Debrecen, Debrecen, Hungary

S. Bahinipati, S. Choudhury²², P. Mal, K. Mandal, A. Nayak²³, D.K. Sahoo, N. Sahoo, S.K. Swain

National Institute of Science Education and Research, Bhubaneswar, India

S. Bansal, S.B. Beri, V. Bhatnagar, R. Chawla, U. Bhawandeep, A.K. Kalsi, A. Kaur, M. Kaur, R. Kumar, P. Kumari, A. Mehta, M. Mittal, J.B. Singh, G. Walia

Panjab University, Chandigarh, India

Ashok Kumar, A. Bhardwaj, B.C. Choudhary, R.B. Garg, S. Keshri, S. Malhotra, M. Naimuddin, N. Nishu, K. Ranjan, R. Sharma, V. Sharma

University of Delhi, Delhi, India

R. Bhattacharya, S. Bhattacharya, K. Chatterjee, S. Dey, S. Dutt, S. Dutta, S. Ghosh, N. Majumdar, A. Modak, K. Mondal, S. Mukhopadhyay, S. Nandan, A. Purohit, A. Roy, D. Roy, S. Roy Chowdhury, S. Sarkar, M. Sharan, S. Thakur

Saha Institute of Nuclear Physics, Kolkata, India

P.K. Behera

Indian Institute of Technology Madras, Madras, India

R. Chudasama, D. Dutta, V. Jha, V. Kumar, A.K. Mohanty¹⁵, P.K. Netrakanti, L.M. Pant, P. Shukla, A. Topkar

Bhabha Atomic Research Centre, Mumbai, India

T. Aziz, S. Dugad, G. Kole, B. Mahakud, S. Mitra, G.B. Mohanty, B. Parida, N. Sur, B. Sutar

Tata Institute of Fundamental Research-A, Mumbai, India

S. Banerjee, S. Bhowmik²⁴, R.K. Dewanjee, S. Ganguly, M. Guchait, Sa. Jain, S. Kumar, M. Maity²⁴, G. Majumder, K. Mazumdar, T. Sarkar²⁴, N. Wickramage²⁵

Tata Institute of Fundamental Research-B, Mumbai, India

S. Chauhan, S. Dube, V. Hegde, A. Kapoor, K. Kothekar, S. Pandey, A. Rane, S. Sharma

Indian Institute of Science Education and Research (IISER), Pune, India

S. Chenarani²⁶, E. Eskandari Tadavani, S.M. Etesami²⁶, A. Fahim²⁷, M. Khakzad, M. Mohammadi Najafabadi, M. Naseri, S. Paktinat Mehdiabadi²⁸, F. Rezaei Hosseinabadi, B. Safarzadeh²⁹, M. Zeinali

Institute for Research in Fundamental Sciences (IPM), Tehran, Iran

M. Felcini, M. Grunewald

University College Dublin, Dublin, Ireland

M. Abbrescia^{a,b}, C. Calabria^{a,b}, C. Caputo^{a,b}, A. Colaleo^a, D. Creanza^{a,c}, L. Cristella^{a,b}, N. De Filippis^{a,c}, M. De Palma^{a,b}, L. Fiore^a, G. Iaselli^{a,c}, G. Maggi^{a,c}, M. Maggi^a, G. Miniello^{a,b}, S. My^{a,b}, S. Nuzzo^{a,b}, A. Pompili^{a,b}, G. Pugliese^{a,c}, R. Radogna^{a,b}, A. Ranieri^a, G. Selvaggi^{a,b}, A. Sharma^a, L. Silvestris^{a,15}, R. Venditti^{a,b}, P. Verwilligen^a

^a INFN Sezione di Bari, Bari, Italy

^b Università di Bari, Bari, Italy

^c Politecnico di Bari, Bari, Italy

G. Abbiendi ^a, C. Battilana, D. Bonacorsi ^{a,b}, S. Braibant-Giacomelli ^{a,b}, L. Brigliadori ^{a,b}, R. Campanini ^{a,b}, P. Capiluppi ^{a,b}, A. Castro ^{a,b}, F.R. Cavallo ^a, S.S. Chhibra ^{a,b}, G. Codispoti ^{a,b}, M. Cuffiani ^{a,b}, G.M. Dallavalle ^a, F. Fabbri ^a, A. Fanfani ^{a,b}, D. Fasanella ^{a,b}, P. Giacomelli ^a, C. Grandi ^a, L. Guiducci ^{a,b}, S. Marcellini ^a, G. Masetti ^a, A. Montanari ^a, F.L. Navarra ^{a,b}, A. Perrotta ^a, A.M. Rossi ^{a,b}, T. Rovelli ^{a,b}, G.P. Siroli ^{a,b}, N. Tosi ^{a,b,15}

^a INFN Sezione di Bologna, Bologna, Italy

^b Università di Bologna, Bologna, Italy

S. Albergo ^{a,b}, S. Costa ^{a,b}, A. Di Mattia ^a, F. Giordano ^{a,b}, R. Potenza ^{a,b}, A. Tricomi ^{a,b}, C. Tuve ^{a,b}

^a INFN Sezione di Catania, Catania, Italy

^b Università di Catania, Catania, Italy

G. Barbagli ^a, V. Ciulli ^{a,b}, C. Civinini ^a, R. D'Alessandro ^{a,b}, E. Focardi ^{a,b}, P. Lenzi ^{a,b}, M. Meschini ^a, S. Paoletti ^a, G. Sguazzoni ^a, L. Viliani ^{a,b,15}

^a INFN Sezione di Firenze, Firenze, Italy

^b Università di Firenze, Firenze, Italy

L. Benussi, S. Bianco, F. Fabbri, D. Piccolo, F. Primavera ¹⁵

INFN Laboratori Nazionali di Frascati, Frascati, Italy

V. Calvelli ^{a,b}, F. Ferro ^a, M. Lo Vetere ^{a,b}, M.R. Monge ^{a,b}, E. Robutti ^a, S. Tosi ^{a,b}

^a INFN Sezione di Genova, Genova, Italy

^b Università di Genova, Genova, Italy

L. Brianza ^{a,b,15}, F. Brivio ^{a,b}, M.E. Dinardo ^{a,b}, S. Fiorendi ^{a,b,15}, S. Gennai ^a, A. Ghezzi ^{a,b}, P. Govoni ^{a,b}, M. Malberti ^{a,b}, S. Malvezzi ^a, R.A. Manzoni ^{a,b}, D. Menasce ^a, L. Moroni ^a, M. Paganoni ^{a,b}, D. Pedrini ^a, S. Pigazzini ^{a,b}, S. Ragazzi ^{a,b}, T. Tabarelli de Fatis ^{a,b}

^a INFN Sezione di Milano-Bicocca, Milano, Italy

^b Università di Milano-Bicocca, Milano, Italy

S. Buontempo ^a, N. Cavallo ^{a,c}, G. De Nardo, S. Di Guida ^{a,d,15}, M. Esposito ^{a,b}, F. Fabozzi ^{a,c}, F. Fienga ^{a,b}, A.O.M. Iorio ^{a,b}, G. Lanza ^a, L. Lista ^a, S. Meola ^{a,d,15}, P. Paolucci ^{a,15}, C. Sciacca ^{a,b}, F. Thyssen ^a

^a INFN Sezione di Napoli, Napoli, Italy

^b Università di Napoli 'Federico II', Napoli, Italy

^c Università della Basilicata, Potenza, Italy

^d Università G. Marconi, Roma, Italy

P. Azzi ^{a,15}, N. Bacchetta ^a, L. Benato ^{a,b}, D. Bisello ^{a,b}, A. Boletti ^{a,b}, R. Carlin ^{a,b}, P. Checchia ^a, M. Dall'Osso ^{a,b}, P. De Castro Manzano ^a, T. Dorigo ^a, U. Dosselli ^a, U. Gasparini ^{a,b}, A. Gozzelino ^a, S. Lacaprara ^a, M. Margoni ^{a,b}, A.T. Meneguzzo ^{a,b}, M. Passaseo ^a, J. Pazzini ^{a,b}, N. Pozzobon ^{a,b}, P. Ronchese ^{a,b}, F. Simonetto ^{a,b}, E. Torassa ^a, S. Ventura ^a, M. Zanetti ^{a,b}, P. Zotto ^{a,b}, G. Zumerle ^{a,b}

^a INFN Sezione di Padova, Padova, Italy

^b Università di Padova, Padova, Italy

^c Università di Trento, Trento, Italy

A. Braghieri ^a, A. Magnani ^{a,b}, P. Montagna ^{a,b}, S.P. Ratti ^{a,b}, V. Re ^a, C. Riccardi ^{a,b}, P. Salvini ^a, I. Vai ^{a,b}, P. Vitulo ^{a,b}

^a INFN Sezione di Pavia, Pavia, Italy

^b Università di Pavia, Pavia, Italy

L. Alunni Solestizi ^{a,b}, G.M. Bilei ^a, D. Ciangottini ^{a,b}, L. Fanò ^{a,b}, P. Lariccia ^{a,b}, R. Leonardi ^{a,b}, G. Mantovani ^{a,b}, M. Menichelli ^a, A. Saha ^a, A. Santocchia ^{a,b}

^a INFN Sezione di Perugia, Perugia, Italy

^b Università di Perugia, Perugia, Italy

K. Androsov^{a,30}, P. Azzurri^{a,15}, G. Bagliesi^a, J. Bernardini^a, T. Boccali^a, R. Castaldi^a, M.A. Ciocci^{a,30}, R. Dell’Orso^a, S. Donato^{a,c}, G. Fedi, A. Giassi^a, M.T. Grippo^{a,30}, F. Ligabue^{a,c}, T. Lomtadze^a, L. Martini^{a,b}, A. Messineo^{a,b}, F. Palla^a, A. Rizzi^{a,b}, A. Savoy-Navarro^{a,31}, P. Spagnolo^a, R. Tenchini^a, G. Tonelli^{a,b}, A. Venturi^a, P.G. Verdini^a

^a INFN Sezione di Pisa, Pisa, Italy

^b Università di Pisa, Pisa, Italy

^c Scuola Normale Superiore di Pisa, Pisa, Italy

L. Barone^{a,b}, F. Cavallari^a, M. Cipriani^{a,b}, D. Del Re^{a,b,15}, M. Diemoz^a, S. Gelli^{a,b}, E. Longo^{a,b}, F. Margaroli^{a,b}, B. Marzocchi^{a,b}, P. Meridiani^a, G. Organtini^{a,b}, R. Paramatti^a, F. Preiato^{a,b}, S. Rahatlou^{a,b}, C. Rovelli^a, F. Santanastasio^{a,b}

^a INFN Sezione di Roma, Roma, Italy

^b Università di Roma, Roma, Italy

N. Amapane^{a,b}, R. Arcidiacono^{a,c,15}, S. Argiro^{a,b}, M. Arneodo^{a,c}, N. Bartosik^a, R. Bellan^{a,b}, C. Biino^a, N. Cartiglia^a, F. Cenna^{a,b}, M. Costa^{a,b}, R. Covarelli^{a,b}, A. Degano^{a,b}, N. Demaria^a, L. Finco^{a,b}, B. Kiani^{a,b}, C. Mariotti^a, S. Maselli^a, E. Migliore^{a,b}, V. Monaco^{a,b}, E. Monteil^{a,b}, M. Monteno^a, M.M. Obertino^{a,b}, L. Pacher^{a,b}, N. Pastrone^a, M. Pelliccioni^a, G.L. Pinna Angioni^{a,b}, F. Ravera^{a,b}, A. Romero^{a,b}, M. Ruspa^{a,c}, R. Sacchi^{a,b}, K. Shchelina^{a,b}, V. Sola^a, A. Solano^{a,b}, A. Staiano^a, P. Traczyk^{a,b}

^a INFN Sezione di Torino, Torino, Italy

^b Università di Torino, Torino, Italy

^c Università del Piemonte Orientale, Novara, Italy

S. Belforte^a, M. Casarsa^a, F. Cossutti^a, G. Della Ricca^{a,b}, A. Zanetti^a

^a INFN Sezione di Trieste, Trieste, Italy

^b Università di Trieste, Trieste, Italy

D.H. Kim, G.N. Kim, M.S. Kim, S. Lee, S.W. Lee, Y.D. Oh, S. Sekmen, D.C. Son, Y.C. Yang

Kyungpook National University, Daegu, Republic of Korea

A. Lee

Chonbuk National University, Jeonju, Republic of Korea

H. Kim

Chonnam National University, Institute for Universe and Elementary Particles, Kwangju, Republic of Korea

J.A. Brochero Cifuentes, T.J. Kim

Hanyang University, Seoul, Republic of Korea

S. Cho, S. Choi, Y. Go, D. Gyun, S. Ha, B. Hong, Y. Jo, Y. Kim, B. Lee, K. Lee, K.S. Lee, S. Lee, J. Lim, S.K. Park, Y. Roh

Korea University, Seoul, Republic of Korea

J. Almond, J. Kim, H. Lee, S.B. Oh, B.C. Radburn-Smith, S.h. Seo, U.K. Yang, H.D. Yoo, G.B. Yu

Seoul National University, Seoul, Republic of Korea

M. Choi, H. Kim, J.H. Kim, J.S.H. Lee, I.C. Park, G. Ryu, M.S. Ryu

University of Seoul, Seoul, Republic of Korea

Y. Choi, J. Goh, C. Hwang, J. Lee, I. Yu

Sungkyunkwan University, Suwon, Republic of Korea

V. Dudenas, A. Juodagalvis, J. Vaitkus

Vilnius University, Vilnius, Lithuania

I. Ahmed, Z.A. Ibrahim, J.R. Komaragiri, M.A.B. Md Ali³², F. Mohamad Idris³³, W.A.T. Wan Abdullah, M.N. Yusli, Z. Zolkapli

National Centre for Particle Physics, Universiti Malaya, Kuala Lumpur, Malaysia

H. Castilla-Valdez, E. De La Cruz-Burelo, I. Heredia-De La Cruz³⁴, A. Hernandez-Almada, R. Lopez-Fernandez, R. Magaña Villalba, J. Mejia Guisao, A. Sanchez-Hernandez

Centro de Investigacion y de Estudios Avanzados del IPN, Mexico City, Mexico

S. Carrillo Moreno, C. Oropeza Barrera, F. Vazquez Valencia

Universidad Iberoamericana, Mexico City, Mexico

S. Carpitneyro, I. Pedraza, H.A. Salazar Ibarguen, C. Uribe Estrada

Benemerita Universidad Autonoma de Puebla, Puebla, Mexico

A. Morelos Pineda

Universidad Autónoma de San Luis Potosí, San Luis Potosí, Mexico

D. Krofcheck

University of Auckland, Auckland, New Zealand

P.H. Butler

University of Canterbury, Christchurch, New Zealand

A. Ahmad, M. Ahmad, Q. Hassan, H.R. Hoorani, W.A. Khan, A. Saddique, M.A. Shah, M. Shoaib, M. Waqas

National Centre for Physics, Quaid-I-Azam University, Islamabad, Pakistan

H. Bialkowska, M. Bluj, B. Boimska, T. Frueboes, M. Górski, M. Kazana, K. Nawrocki, K. Romanowska-Rybinska, M. Szleper, P. Zalewski

National Centre for Nuclear Research, Swierk, Poland

K. Bunkowski, A. Byszuk³⁵, K. Doroba, A. Kalinowski, M. Konecki, J. Krolikowski, M. Misiura, M. Olszewski, M. Walczak

Institute of Experimental Physics, Faculty of Physics, University of Warsaw, Warsaw, Poland

P. Bargassa, C. Beirão Da Cruz E Silva, B. Calpas, A. Di Francesco, P. Faccioli, P.G. Ferreira Parracho, M. Gallinaro, J. Hollar, N. Leonardo, L. Lloret Iglesias, M.V. Nemallapudi, J. Rodrigues Antunes, J. Seixas, O. Toldaiev, D. Vadrucio, J. Varela, P. Vischia

Laboratório de Instrumentação e Física Experimental de Partículas, Lisboa, Portugal

S. Afanasiev, P. Bunin, M. Gavrilenko, I. Golutvin, I. Gorbunov, A. Kamenev, V. Karjavin, A. Lanev, A. Malakhov, V. Matveev^{36,37}, V. Palichik, V. Perelygin, S. Shmatov, S. Shulha, N. Skatchkov, V. Smirnov, N. Voytishin, A. Zarubin

Joint Institute for Nuclear Research, Dubna, Russia

L. Chtchypounov, V. Golovtsov, Y. Ivanov, V. Kim³⁸, E. Kuznetsova³⁹, V. Murzin, V. Oreshkin, V. Sulimov, A. Vorobyev

Petersburg Nuclear Physics Institute, Gatchina (St. Petersburg), Russia

Yu. Andreev, A. Dermenev, S. Gninenko, N. Golubev, A. Karneyeu, M. Kirsanov, N. Krasnikov, A. Pashenkov, D. Tlisov, A. Toropin

Institute for Nuclear Research, Moscow, Russia

V. Epshteyn, V. Gavrilov, N. Lychkovskaya, V. Popov, I. Pozdnyakov, G. Safronov, A. Spiridonov, M. Toms, E. Vlasov, A. Zhokin

Institute for Theoretical and Experimental Physics, Moscow, Russia

A. Bylinkin³⁷

Moscow Institute of Physics and Technology, Russia

E. Popova, V. Rusinov, E. Tarkovskii

National Research Nuclear University, 'Moscow Engineering Physics Institute' (MEPhI), Moscow, Russia

V. Andreev, M. Azarkin³⁷, I. Dremin³⁷, M. Kirakosyan, A. Leonidov³⁷, A. Terkulov

P.N. Lebedev Physical Institute, Moscow, Russia

A. Baskakov, A. Belyaev, E. Boos, V. Bunichev, M. Dubinin⁴⁰, L. Dudko, A. Gribushin, V. Klyukhin, O. Kodolova, N. Korneeva, I. Lokhtin, I. Miagkov, S. Obraztsov, M. Perfilov, V. Savrin

Skobeltsyn Institute of Nuclear Physics, Lomonosov Moscow State University, Moscow, Russia

V. Blinov⁴¹, Y. Skovpen⁴¹, D. Shtol⁴¹

Novosibirsk State University (NSU), Novosibirsk, Russia

I. Azhgirey, I. Bayshev, S. Bitiukov, D. Elumakhov, V. Kachanov, A. Kalinin, D. Konstantinov, V. Krychkine, V. Petrov, R. Ryutin, A. Sobol, S. Troshin, N. Tyurin, A. Uzunian, A. Volkov

State Research Center of Russian Federation, Institute for High Energy Physics, Protvino, Russia

P. Adzic⁴², P. Cirkovic, D. Devetak, M. Dordevic, J. Milosevic, V. Rekovic

University of Belgrade, Faculty of Physics and Vinca Institute of Nuclear Sciences, Belgrade, Serbia

J. Alcaraz Maestre, M. Barrio Luna, E. Calvo, M. Cerrada, M. Chamizo Llatas, N. Colino, B. De La Cruz, A. Delgado Peris, A. Escalante Del Valle, C. Fernandez Bedoya, J.P. Fernández Ramos, J. Flix, M.C. Fouz, P. Garcia-Abia, O. Gonzalez Lopez, S. Goy Lopez, J.M. Hernandez, M.I. Josa, E. Navarro De Martino, A. Pérez-Calero Yzquierdo, J. Puerta Pelayo, A. Quintario Olmeda, I. Redondo, L. Romero, M.S. Soares

Centro de Investigaciones Energéticas Medioambientales y Tecnológicas (CIEMAT), Madrid, Spain

J.F. de Trocóniz, M. Missiroli, D. Moran

Universidad Autónoma de Madrid, Madrid, Spain

J. Cuevas, J. Fernandez Menendez, I. Gonzalez Caballero, J.R. González Fernández, E. Palencia Cortezon, S. Sanchez Cruz, I. Suárez Andrés, J.M. Vizan Garcia

Universidad de Oviedo, Oviedo, Spain

I.J. Cabrillo, A. Calderon, J.R. Castiñeiras De Saa, E. Curras, M. Fernandez, J. Garcia-Ferrero, G. Gomez, A. Lopez Virto, J. Marco, C. Martinez Rivero, F. Matorras, J. Piedra Gomez, T. Rodrigo, A. Ruiz-Jimeno, L. Scodellaro, N. Trevisani, I. Vila, R. Vilar Cortabitarte

Instituto de Física de Cantabria (IFCA), CSIC-Universidad de Cantabria, Santander, Spain

D. Abbaneo, E. Auffray, G. Auzinger, M. Bachtis, P. Baillon, A.H. Ball, D. Barney, P. Bloch, A. Bocci, A. Bonato, C. Botta, T. Camporesi, R. Castello, M. Cepeda, G. Cerminara, M. D'Alfonso, D. d'Enterria,

A. Dabrowski, V. Daponte, A. David, M. De Gruttola, A. De Roeck, E. Di Marco⁴³, M. Dobson, B. Dorney, T. du Pree, D. Duggan, M. Dünser, N. Dupont, A. Elliott-Peisert, S. Fartoukh, G. Franzoni, J. Fulcher, W. Funk, D. Gigi, K. Gill, M. Girone, F. Glege, D. Gulhan, S. Gundacker, M. Guthoff, J. Hammer, P. Harris, J. Hegeman, V. Innocente, P. Janot, J. Kieseler, H. Kirschenmann, V. Knünz, A. Kornmayer¹⁵, M.J. Kortelainen, K. Kousouris, M. Krammer¹, C. Lange, P. Lecoq, C. Lourenço, M.T. Lucchini, L. Malgeri, M. Mannelli, A. Martelli, F. Meijers, J.A. Merlin, S. Mersi, E. Meschi, P. Milenovic⁴⁴, F. Moortgat, S. Morovic, M. Mulders, H. Neugebauer, S. Orfanelli, L. Orsini, L. Pape, E. Perez, M. Peruzzi, A. Petrilli, G. Petrucciani, A. Pfeiffer, M. Pierini, A. Racz, T. Reis, G. Rolandi⁴⁵, M. Rovere, M. Ruan, H. Sakulin, J.B. Sauvan, C. Schäfer, C. Schwick, M. Seidel, A. Sharma, P. Silva, P. Sphicas⁴⁶, J. Steggemann, M. Stoye, Y. Takahashi, M. Tosi, D. Treille, A. Triossi, A. Tsirou, V. Veckalns⁴⁷, G.I. Veres²⁰, M. Verweij, N. Wardle, H.K. Wöhri, A. Zagodzinska³⁵, W.D. Zeuner

CERN, European Organization for Nuclear Research, Geneva, Switzerland

W. Bertl, K. Deiters, W. Erdmann, R. Horisberger, Q. Ingram, H.C. Kaestli, D. Kotlinski, U. Langenegger, T. Rohe

Paul Scherrer Institut, Villigen, Switzerland

F. Bachmair, L. Bäni, L. Bianchini, B. Casal, G. Dissertori, M. Dittmar, M. Donegà, C. Grab, C. Heidegger, D. Hits, J. Hoss, G. Kasieczka, P. Lecomte[†], W. Lusterhann, B. Mangano, M. Marionneau, P. Martinez Ruiz del Arbol, M. Masciovecchio, M.T. Meinhard, D. Meister, F. Micheli, P. Musella, F. Nessi-Tedaldi, F. Pandolfi, J. Pata, F. Pauss, G. Perrin, L. Perrozzi, M. Quittnat, M. Rossini, M. Schönenberger, A. Starodumov⁴⁸, V.R. Tavolaro, K. Theofilatos, R. Wallny

Institute for Particle Physics, ETH Zurich, Zurich, Switzerland

T.K. Aarrestad, C. Amsler⁴⁹, L. Caminada, M.F. Canelli, A. De Cosa, C. Galloni, A. Hinzmann, T. Hreus, B. Kilminster, J. Ngadiuba, D. Pinna, G. Rauco, P. Robmann, D. Salerno, Y. Yang, A. Zucchetta

Universität Zürich, Zurich, Switzerland

V. Candelise, T.H. Doan, Sh. Jain, R. Khurana, M. Konyushikhin, C.M. Kuo, W. Lin, Y.J. Lu, A. Pozdnyakov, S.S. Yu

National Central University, Chung-Li, Taiwan

Arun Kumar, P. Chang, Y.H. Chang, Y.W. Chang, Y. Chao, K.F. Chen, P.H. Chen, C. Dietz, F. Fiori, W.-S. Hou, Y. Hsiung, Y.F. Liu, R.-S. Lu, M. Miñano Moya, E. Paganis, A. Psallidas, J.f. Tsai, Y.M. Tzeng

National Taiwan University (NTU), Taipei, Taiwan

B. Asavapibhop, G. Singh, N. Srimanobhas, N. Suwonjandee

Chulalongkorn University, Faculty of Science, Department of Physics, Bangkok, Thailand

A. Adiguzel, S. Cerci⁵⁰, S. Damarseckin, Z.S. Demiroglu, C. Dozen, I. Dumanoglu, S. Girgis, G. Gokbulut, Y. Guler, I. Hos⁵¹, E.E. Kangal⁵², O. Kara, A. Kayis Topaksu, U. Kiminsu, M. Oglakci, G. Onengut⁵³, K. Ozdemir⁵⁴, D. Sunar Cerci⁵⁰, B. Tali⁵⁰, S. Turkcapar, I.S. Zorbakir, C. Zorbilmez

Cukurova University, Adana, Turkey

B. Bilin, S. Bilmis, B. Isildak⁵⁵, G. Karapinar⁵⁶, M. Yalvac, M. Zeyrek

Middle East Technical University, Physics Department, Ankara, Turkey

E. Gülmez, M. Kaya⁵⁷, O. Kaya⁵⁸, E.A. Yetkin⁵⁹, T. Yetkin⁶⁰

Bogazici University, Istanbul, Turkey

A. Cakir, K. Cankocak, S. Sen⁶¹

Istanbul Technical University, Istanbul, Turkey

B. Grynyov

Institute for Scintillation Materials of National Academy of Science of Ukraine, Kharkov, Ukraine

L. Levchuk, P. Sorokin

National Scientific Center, Kharkov Institute of Physics and Technology, Kharkov, Ukraine

R. Aggleton, F. Ball, L. Beck, J.J. Brooke, D. Burns, E. Clement, D. Cussans, H. Flacher, J. Goldstein, M. Grimes, G.P. Heath, H.F. Heath, J. Jacob, L. Kreczko, C. Lucas, D.M. Newbold⁶², S. Paramesvaran, A. Poll, T. Sakuma, S. Seif El Nasr-storey, D. Smith, V.J. Smith

University of Bristol, Bristol, United Kingdom

K.W. Bell, A. Belyaev⁶³, C. Brew, R.M. Brown, L. Calligaris, D. Cieri, D.J.A. Cockerill, J.A. Coughlan, K. Harder, S. Harper, E. Olaiya, D. Petyt, C.H. Shepherd-Themistocleous, A. Thea, I.R. Tomalin, T. Williams

Rutherford Appleton Laboratory, Didcot, United Kingdom

M. Baber, R. Bainbridge, O. Buchmuller, A. Bundock, D. Burton, S. Casasso, M. Citron, D. Colling, L. Corpe, P. Dauncey, G. Davies, A. De Wit, M. Della Negra, R. Di Maria, P. Dunne, A. Elwood, D. Futyan, Y. Haddad, G. Hall, G. Iles, T. James, R. Lane, C. Laner, R. Lucas⁶², L. Lyons, A.-M. Magnan, S. Malik, L. Mastrolorenzo, J. Nash, A. Nikitenko⁴⁸, J. Pela, B. Penning, M. Pesaresi, D.M. Raymond, A. Richards, A. Rose, C. Seez, S. Summers, A. Tapper, K. Uchida, M. Vazquez Acosta⁶⁴, T. Virdee¹⁵, J. Wright, S.C. Zenz

Imperial College, London, United Kingdom

J.E. Cole, P.R. Hobson, A. Khan, P. Kyberd, D. Leslie, I.D. Reid, P. Symonds, L. Teodorescu, M. Turner

Brunel University, Uxbridge, United Kingdom

A. Borzou, K. Call, J. Dittmann, K. Hatakeyama, H. Liu, N. Pastika

Baylor University, Waco, USA

S.I. Cooper, C. Henderson, P. Rumerio, C. West

The University of Alabama, Tuscaloosa, USA

D. Arcaro, A. Avetisyan, T. Bose, D. Gastler, D. Rankin, C. Richardson, J. Rohlf, L. Sulak, D. Zou

Boston University, Boston, USA

G. Benelli, E. Berry, D. Cutts, A. Garabedian, J. Hakala, U. Heintz, J.M. Hogan, O. Jesus, K.H.M. Kwok, E. Laird, G. Landsberg, Z. Mao, M. Narain, S. Piperov, S. Sagir, E. Spencer, R. Syarif

Brown University, Providence, USA

R. Breedon, G. Breto, D. Burns, M. Calderon De La Barca Sanchez, S. Chauhan, M. Chertok, J. Conway, R. Conway, P.T. Cox, R. Erbacher, C. Flores, G. Funk, M. Gardner, W. Ko, R. Lander, C. Mclean, M. Mulhearn, D. Pellett, J. Pilot, S. Shalhout, J. Smith, M. Squires, D. Stolp, M. Tripathi

University of California, Davis, Davis, USA

C. Bravo, R. Cousins, A. Dasgupta, P. Everaerts, A. Florent, J. Hauser, M. Ignatenko, N. Mccoll, D. Saltzberg, C. Schnaible, E. Takasugi, V. Valuev, M. Weber

University of California, Los Angeles, USA

E. Bouvier, K. Burt, R. Clare, J. Ellison, J.W. Gary, S.M.A. Ghiasi Shirazi, G. Hanson, J. Heilman, P. Jandir, E. Kennedy, F. Lacroix, O.R. Long, M. Olmedo Negrete, M.I. Paneva, A. Shrinivas, W. Si, H. Wei, S. Wimpenny, B.R. Yates

University of California, Riverside, Riverside, USA

J.G. Branson, G.B. Cerati, S. Cittolin, M. Derdzinski, A. Holzner, D. Klein, V. Krutelyov, J. Letts, I. Macneill, D. Olivito, S. Padhi, M. Pieri, M. Sani, V. Sharma, S. Simon, M. Tadel, A. Vartak, S. Wasserbaech⁶⁵, C. Welke, J. Wood, F. Würthwein, A. Yagil, G. Zevi Della Porta

University of California, San Diego, La Jolla, USA

N. Amin, R. Bhandari, J. Bradmiller-Feld, C. Campagnari, A. Dishaw, V. Dutta, M. Franco Sevilla, C. George, F. Golf, L. Gouskos, J. Gran, R. Heller, J. Incandela, S.D. Mullin, A. Ovcharova, H. Qu, J. Richman, D. Stuart, I. Suarez, J. Yoo

University of California, Santa Barbara, Department of Physics, Santa Barbara, USA

D. Anderson, J. Bendavid, A. Bornheim, J. Bunn, Y. Chen, J. Duarte, J.M. Lawhorn, A. Mott, H.B. Newman, C. Pena, M. Spiropulu, J.R. Vlimant, S. Xie, R.Y. Zhu

California Institute of Technology, Pasadena, USA

M.B. Andrews, T. Ferguson, M. Paulini, J. Russ, M. Sun, H. Vogel, I. Vorobiev, M. Weinberg

Carnegie Mellon University, Pittsburgh, USA

J.P. Cumalat, W.T. Ford, F. Jensen, A. Johnson, M. Krohn, T. Mulholland, K. Stenson, S.R. Wagner

University of Colorado Boulder, Boulder, USA

J. Alexander, J. Chaves, J. Chu, S. Dittmer, K. Mcdermott, N. Mirman, G. Nicolas Kaufman, J.R. Patterson, A. Rinkevicius, A. Ryd, L. Skinnari, L. Soffi, S.M. Tan, Z. Tao, J. Thom, J. Tucker, P. Wittich, M. Zientek

Cornell University, Ithaca, USA

D. Winn

Fairfield University, Fairfield, USA

S. Abdullin, M. Albrow, G. Apollinari, A. Apresyan, S. Banerjee, L.A.T. Bauerdick, A. Beretvas, J. Berryhill, P.C. Bhat, G. Bolla, K. Burkett, J.N. Butler, H.W.K. Cheung, F. Chlebana, S. Cihangir[†], M. Cremonesi, V.D. Elvira, I. Fisk, J. Freeman, E. Gottschalk, L. Gray, D. Green, S. Grünendahl, O. Gutsche, D. Hare, R.M. Harris, S. Hasegawa, J. Hirschauer, Z. Hu, B. Jayatilaka, S. Jindariani, M. Johnson, U. Joshi, B. Klima, B. Kreis, S. Lammel, J. Linacre, D. Lincoln, R. Lipton, T. Liu, R. Lopes De Sá, J. Lykken, K. Maeshima, N. Magini, J.M. Marraffino, S. Maruyama, D. Mason, P. McBride, P. Merkel, S. Mrenna, S. Nahn, V. O'Dell, K. Pedro, O. Prokofyev, G. Rakness, L. Ristori, E. Sexton-Kennedy, A. Soha, W.J. Spalding, L. Spiegel, S. Stoynev, N. Strobbe, L. Taylor, S. Tkaczyk, N.V. Tran, L. Uplegger, E.W. Vaandering, C. Vernieri, M. Verzocchi, R. Vidal, M. Wang, H.A. Weber, A. Whitbeck, Y. Wu

Fermi National Accelerator Laboratory, Batavia, USA

D. Acosta, P. Avery, P. Bortignon, D. Bourilkov, A. Brinkerhoff, A. Carnes, M. Carver, D. Curry, S. Das, R.D. Field, I.K. Furic, J. Konigsberg, A. Korytov, J.F. Low, P. Ma, K. Matchev, H. Mei, G. Mitselmakher, D. Rank, L. Shchutska, D. Sperka, L. Thomas, J. Wang, S. Wang, J. Yelton

University of Florida, Gainesville, USA

S. Linn, P. Markowitz, G. Martinez, J.L. Rodriguez

Florida International University, Miami, USA

A. Ackert, J.R. Adams, T. Adams, A. Askew, S. Bein, B. Diamond, S. Hagopian, V. Hagopian, K.F. Johnson, H. Prosper, A. Santra, R. Yohay

Florida State University, Tallahassee, USA

M.M. Baarmand, V. Bhopatkar, S. Colafranceschi, M. Hohlmann, D. Noonan, T. Roy, F. Yumiceva

Florida Institute of Technology, Melbourne, USA

M.R. Adams, L. Apanasevich, D. Berry, R.R. Betts, I. Bucinskaite, R. Cavanaugh, O. Evdokimov, L. Gauthier, C.E. Gerber, D.J. Hofman, K. Jung, P. Kurt, C. O'Brien, I.D. Sandoval Gonzalez, P. Turner, N. Varelas, H. Wang, Z. Wu, M. Zakaria, J. Zhang

University of Illinois at Chicago (UIC), Chicago, USA

B. Bilki⁶⁶, W. Clarida, K. Dilsiz, S. Durgut, R.P. Gandrajula, M. Haytmyradov, V. Khristenko, J.-P. Merlo, H. Mermerkaya⁶⁷, A. Mestvirishvili, A. Moeller, J. Nachtman, H. Ogul, Y. Onel, F. Ozok⁶⁸, A. Penzo, C. Snyder, E. Tiras, J. Wetzel, K. Yi

The University of Iowa, Iowa City, USA

I. Anderson, B. Blumenfeld, A. Cocoros, N. Eminizer, D. Fehling, L. Feng, A.V. Gritsan, P. Maksimovic, C. Martin, M. Osherson, J. Roskes, U. Sarica, M. Swartz, M. Xiao, Y. Xin, C. You

Johns Hopkins University, Baltimore, USA

A. Al-bataineh, P. Baringer, A. Bean, S. Boren, J. Bowen, C. Bruner, J. Castle, L. Forthomme, R.P. Kenny III, S. Khalil, A. Kropivnitskaya, D. Majumder, W. Mcbrayer, M. Murray, S. Sanders, R. Stringer, J.D. Tapia Takaki, Q. Wang

The University of Kansas, Lawrence, USA

A. Ivanov, K. Kaadze, Y. Maravin, A. Mohammadi, L.K. Saini, N. Skhirtladze, S. Toda

Kansas State University, Manhattan, USA

F. Rebassoo, D. Wright

Lawrence Livermore National Laboratory, Livermore, USA

C. Anelli, A. Baden, O. Baron, A. Belloni, B. Calvert, S.C. Eno, C. Ferraioli, J.A. Gomez, N.J. Hadley, S. Jabeen, R.G. Kellogg, T. Kolberg, J. Kunkle, Y. Lu, A.C. Mignerey, F. Ricci-Tam, Y.H. Shin, A. Skuja, M.B. Tonjes, S.C. Tonwar

University of Maryland, College Park, USA

D. Abercrombie, B. Allen, A. Apyan, V. Azzolini, R. Barbieri, A. Baty, R. Bi, K. Bierwagen, S. Brandt, W. Busza, I.A. Cali, Z. Demiragli, L. Di Matteo, G. Gomez Ceballos, M. Goncharov, D. Hsu, Y. Iiyama, G.M. Innocenti, M. Klute, D. Kovalskyi, K. Krajczar, Y.S. Lai, Y.-J. Lee, A. Levin, P.D. Luckey, B. Maier, A.C. Marini, C. McGinn, C. Mironov, S. Narayanan, X. Niu, C. Paus, C. Roland, G. Roland, J. Salfeld-Nebgen, G.S.F. Stephans, K. Tatar, M. Varma, D. Velicanu, J. Veverka, J. Wang, T.W. Wang, B. Wyslouch, M. Yang, V. Zhukova

Massachusetts Institute of Technology, Cambridge, USA

A.C. Benvenuti, R.M. Chatterjee, A. Evans, A. Finkel, A. Gude, P. Hansen, S. Kalafut, S.C. Kao, Y. Kubota, Z. Lesko, J. Mans, S. Nourbakhsh, N. Ruckstuhl, R. Rusack, N. Tambe, J. Turkewitz

University of Minnesota, Minneapolis, USA

J.G. Acosta, S. Oliveros

University of Mississippi, Oxford, USA

E. Avdeeva, R. Bartek⁶⁹, K. Bloom, D.R. Claes, A. Dominguez⁶⁹, C. Fangmeier, R. Gonzalez Suarez, R. Kamalieddin, I. Kravchenko, A. Malta Rodrigues, F. Meier, J. Monroy, J.E. Siado, G.R. Snow, B. Stieger

University of Nebraska-Lincoln, Lincoln, USA

M. Alyari, J. Dolen, J. George, A. Godshalk, C. Harrington, I. Iashvili, J. Kaisen, A. Kharchilava, A. Kumar, A. Parker, S. Rappoccio, B. Roozbahani

State University of New York at Buffalo, Buffalo, USA

G. Alverson, E. Barberis, A. Hortiangtham, A. Massironi, D.M. Morse, D. Nash, T. Orimoto, R. Teixeira De Lima, D. Trocino, R.-J. Wang, D. Wood

Northeastern University, Boston, USA

S. Bhattacharya, O. Charaf, K.A. Hahn, A. Kubik, A. Kumar, N. Mucia, N. Odell, B. Pollack, M.H. Schmitt, K. Sung, M. Trovato, M. Velasco

Northwestern University, Evanston, USA

N. Dev, M. Hildreth, K. Hurtado Anampa, C. Jessop, D.J. Karmgard, N. Kellams, K. Lannon, N. Marinelli, F. Meng, C. Mueller, Y. Musienko³⁶, M. Planer, A. Reinsvold, R. Ruchti, G. Smith, S. Taroni, M. Wayne, M. Wolf, A. Woodard

University of Notre Dame, Notre Dame, USA

J. Alimena, L. Antonelli, B. Bylsma, L.S. Durkin, S. Flowers, B. Francis, A. Hart, C. Hill, R. Hughes, W. Ji, B. Liu, W. Luo, D. Puigh, B.L. Winer, H.W. Wulsin

The Ohio State University, Columbus, USA

S. Cooperstein, O. Driga, P. Elmer, J. Hardenbrook, P. Hebda, D. Lange, J. Luo, D. Marlow, T. Medvedeva, K. Mei, M. Mooney, J. Olsen, C. Palmer, P. Piroué, D. Stickland, A. Svyatkovskiy, C. Tully, A. Zuranski

Princeton University, Princeton, USA

S. Malik

University of Puerto Rico, Mayaguez, USA

A. Barker, V.E. Barnes, S. Folgueras, L. Gutay, M.K. Jha, M. Jones, A.W. Jung, A. Khatiwada, D.H. Miller, N. Neumeister, J.F. Schulte, X. Shi, J. Sun, F. Wang, W. Xie

Purdue University, West Lafayette, USA

N. Parashar, J. Stupak

Purdue University Calumet, Hammond, USA

A. Adair, B. Akgun, Z. Chen, K.M. Ecklund, F.J.M. Geurts, M. Guilbaud, W. Li, B. Michlin, M. Northup, B.P. Padley, R. Redjimi, J. Roberts, J. Rorie, Z. Tu, J. Zabel

Rice University, Houston, USA

B. Betchart, A. Bodek, P. de Barbaro, R. Demina, Y.t. Duh, T. Ferbel, M. Galanti, A. Garcia-Bellido, J. Han, O. Hindrichs, A. Khukhunaishvili, K.H. Lo, P. Tan, M. Verzetti

University of Rochester, Rochester, USA

A. Agapitos, J.P. Chou, E. Contreras-Campana, Y. Gershtein, T.A. Gómez Espinosa, E. Halkiadakis, M. Heindl, D. Hidas, E. Hughes, S. Kaplan, R. Kunnawalkam Elayavalli, S. Kyriacou, A. Lath, K. Nash, H. Saka, S. Salur, S. Schnetzer, D. Sheffield, S. Somalwar, R. Stone, S. Thomas, P. Thomassen, M. Walker

Rutgers, The State University of New Jersey, Piscataway, USA

A.G. Delannoy, M. Foerster, J. Heideman, G. Riley, K. Rose, S. Spanier, K. Thapa

University of Tennessee, Knoxville, USA

O. Bouhali⁷⁰, A. Celik, M. Dalchenko, M. De Mattia, A. Delgado, S. Dildick, R. Eusebi, J. Gilmore, T. Huang, E. Juska, T. Kamon⁷¹, R. Mueller, Y. Pakhotin, R. Patel, A. Perloff, L. Perniè, D. Rathjens, A. Rose, A. Safonov, A. Tatarinov, K.A. Ulmer

Texas A&M University, College Station, USA

N. Akchurin, C. Cowden, J. Damgov, F. De Guio, C. Dragoiu, P.R. Duderø, J. Faulkner, E. Gurpinar, S. Kunori, K. Lamichhane, S.W. Lee, T. Libeiro, T. Peltola, S. Undleeb, I. Volobouev, Z. Wang

Texas Tech University, Lubbock, USA

S. Greene, A. Gurrola, R. Janjam, W. Johns, C. Maguire, A. Melo, H. Ni, P. Sheldon, S. Tuo, J. Velkovska, Q. Xu

Vanderbilt University, Nashville, USA

M.W. Arenton, P. Barria, B. Cox, J. Goodell, R. Hirosky, A. Ledovskoy, H. Li, C. Neu, T. Sinthuprasith, X. Sun, Y. Wang, E. Wolfe, F. Xia

University of Virginia, Charlottesville, USA

C. Clarke, R. Harr, P.E. Karchin, J. Sturdy

Wayne State University, Detroit, USA

D.A. Belknap, J. Buchanan, C. Caillol, S. Dasu, L. Dodd, S. Duric, B. Gomber, M. Grothe, M. Herndon, A. Hervé, P. Klabbers, A. Lanaro, A. Levine, K. Long, R. Loveless, I. Ojalvo, T. Perry, G.A. Pierro, G. Polese, T. Ruggles, A. Savin, N. Smith, W.H. Smith, D. Taylor, N. Woods

University of Wisconsin – Madison, Madison, WI, USA

† Deceased.

¹ Also at Vienna University of Technology, Vienna, Austria.

² Also at State Key Laboratory of Nuclear Physics and Technology, Peking University, Beijing, China.

³ Also at Institut Pluridisciplinaire Hubert Curien, Université de Strasbourg, Université de Haute Alsace Mulhouse, CNRS/IN2P3, Strasbourg, France.

⁴ Also at Universidade Estadual de Campinas, Campinas, Brazil.

⁵ Also at Universidade Federal de Pelotas, Pelotas, Brazil.

⁶ Also at Université Libre de Bruxelles, Bruxelles, Belgium.

⁷ Also at Deutsches Elektronen-Synchrotron, Hamburg, Germany.

⁸ Also at Joint Institute for Nuclear Research, Dubna, Russia.

⁹ Also at Ain Shams University, Cairo, Egypt.

¹⁰ Now at British University in Egypt, Cairo, Egypt.

¹¹ Also at Zewail City of Science and Technology, Zewail, Egypt.

¹² Also at Université de Haute Alsace, Mulhouse, France.

¹³ Also at Skobeltsyn Institute of Nuclear Physics, Lomonosov Moscow State University, Moscow, Russia.

¹⁴ Also at Tbilisi State University, Tbilisi, Georgia.

¹⁵ Also at CERN, European Organization for Nuclear Research, Geneva, Switzerland.

¹⁶ Also at RWTH Aachen University, III. Physikalisches Institut A, Aachen, Germany.

¹⁷ Also at University of Hamburg, Hamburg, Germany.

¹⁸ Also at Brandenburg University of Technology, Cottbus, Germany.

¹⁹ Also at Institute of Nuclear Research ATOMKI, Debrecen, Hungary.

²⁰ Also at MTA-ELTE Lendület CMS Particle and Nuclear Physics Group, Eötvös Loránd University, Budapest, Hungary.

²¹ Also at University of Debrecen, Debrecen, Hungary.

²² Also at Indian Institute of Science Education and Research, Bhopal, India.

²³ Also at Institute of Physics, Bhubaneswar, India.

²⁴ Also at University of Visva-Bharati, Santiniketan, India.

²⁵ Also at University of Ruhuna, Matara, Sri Lanka.

²⁶ Also at Isfahan University of Technology, Isfahan, Iran.

²⁷ Also at University of Tehran, Department of Engineering Science, Tehran, Iran.

²⁸ Also at Yazd University, Yazd, Iran.

²⁹ Also at Plasma Physics Research Center, Science and Research Branch, Islamic Azad University, Tehran, Iran.

³⁰ Also at Università degli Studi di Siena, Siena, Italy.

- ³¹ Also at Purdue University, West Lafayette, USA.
- ³² Also at International Islamic University of Malaysia, Kuala Lumpur, Malaysia.
- ³³ Also at Malaysian Nuclear Agency, MOSTI, Kajang, Malaysia.
- ³⁴ Also at Consejo Nacional de Ciencia y Tecnología, Mexico city, Mexico.
- ³⁵ Also at Warsaw University of Technology, Institute of Electronic Systems, Warsaw, Poland.
- ³⁶ Also at Institute for Nuclear Research, Moscow, Russia.
- ³⁷ Now at National Research Nuclear University, 'Moscow Engineering Physics Institute' (MEPhI), Moscow, Russia.
- ³⁸ Also at St. Petersburg State Polytechnical University, St. Petersburg, Russia.
- ³⁹ Also at University of Florida, Gainesville, USA.
- ⁴⁰ Also at California Institute of Technology, Pasadena, USA.
- ⁴¹ Also at Budker Institute of Nuclear Physics, Novosibirsk, Russia.
- ⁴² Also at Faculty of Physics, University of Belgrade, Belgrade, Serbia.
- ⁴³ Also at INFN Sezione di Roma; Università di Roma, Roma, Italy.
- ⁴⁴ Also at University of Belgrade, Faculty of Physics and Vinca Institute of Nuclear Sciences, Belgrade, Serbia.
- ⁴⁵ Also at Scuola Normale e Sezione dell'INFN, Pisa, Italy.
- ⁴⁶ Also at National and Kapodistrian University of Athens, Athens, Greece.
- ⁴⁷ Also at Riga Technical University, Riga, Latvia.
- ⁴⁸ Also at Institute for Theoretical and Experimental Physics, Moscow, Russia.
- ⁴⁹ Also at Albert Einstein Center for Fundamental Physics, Bern, Switzerland.
- ⁵⁰ Also at Adiyaman University, Adiyaman, Turkey.
- ⁵¹ Also at Istanbul Aydin University, Istanbul, Turkey.
- ⁵² Also at Mersin University, Mersin, Turkey.
- ⁵³ Also at Cag University, Mersin, Turkey.
- ⁵⁴ Also at Piri Reis University, Istanbul, Turkey.
- ⁵⁵ Also at Ozyegin University, Istanbul, Turkey.
- ⁵⁶ Also at Izmir Institute of Technology, Izmir, Turkey.
- ⁵⁷ Also at Marmara University, Istanbul, Turkey.
- ⁵⁸ Also at Kafkas University, Kars, Turkey.
- ⁵⁹ Also at Istanbul Bilgi University, Istanbul, Turkey.
- ⁶⁰ Also at Yildiz Technical University, Istanbul, Turkey.
- ⁶¹ Also at Hacettepe University, Ankara, Turkey.
- ⁶² Also at Rutherford Appleton Laboratory, Didcot, United Kingdom.
- ⁶³ Also at School of Physics and Astronomy, University of Southampton, Southampton, United Kingdom.
- ⁶⁴ Also at Instituto de Astrofísica de Canarias, La Laguna, Spain.
- ⁶⁵ Also at Utah Valley University, Orem, USA.
- ⁶⁶ Also at Argonne National Laboratory, Argonne, USA.
- ⁶⁷ Also at Erzincan University, Erzincan, Turkey.
- ⁶⁸ Also at Mimar Sinan University, Istanbul, Istanbul, Turkey.
- ⁶⁹ Now at The Catholic University of America, Washington, USA.
- ⁷⁰ Also at Texas A&M University at Qatar, Doha, Qatar.
- ⁷¹ Also at Kyungpook National University, Daegu, Korea.